

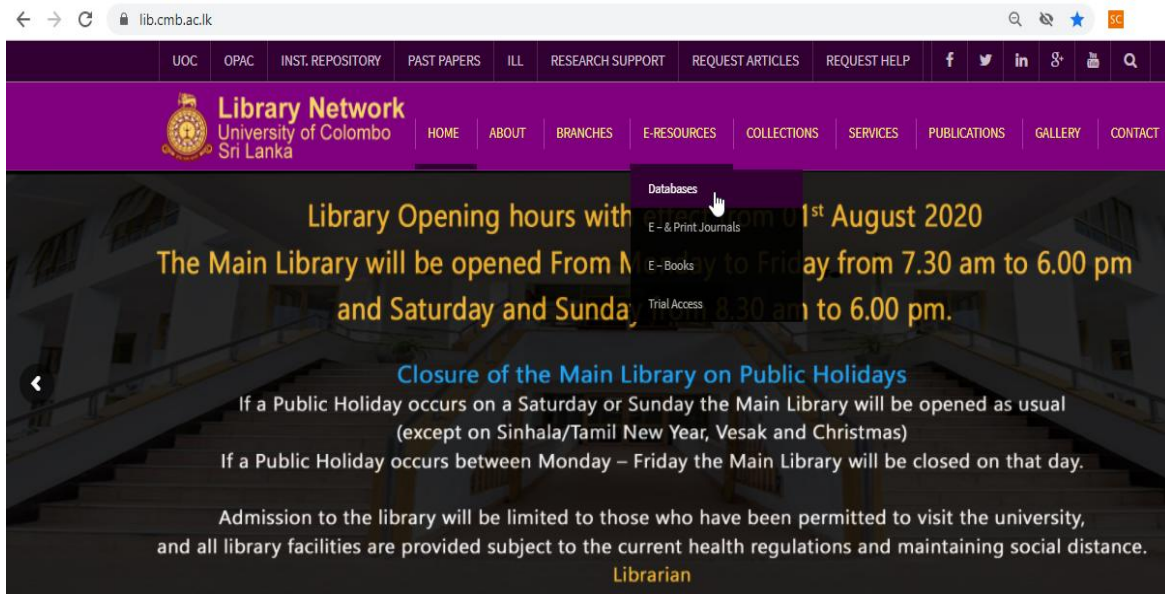
**Searching Emerald
from
your home or hostel**

A Guide


**Developed by
Dr. (Mrs.) P. Wijetunge
Librarian, University of Colombo
Colombo 03
librarian@lib.cmb.ac.lk
26.09.2020**

Searching Emerald From home or Hostel

1. Log in to Library homepage (<https://lib.cmb.ac.lk/>)
2. Take the cursor to “E-resources” and click on “Databases” (See the screenshot below)

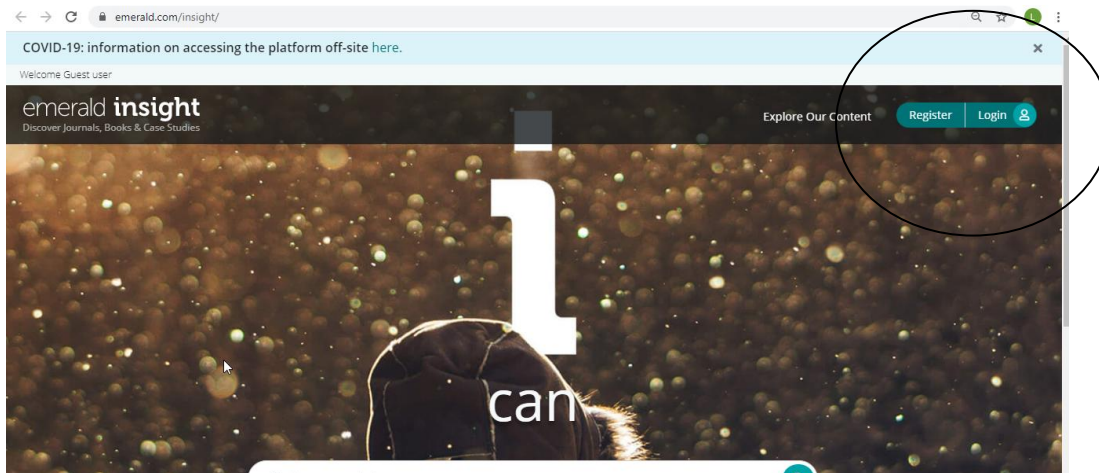


3. Click on Emerald Publishing



Searching Emerald From home or Hostel

4. You will get the following screen. Click on Login – top right corner



5. You will get the following screen. Type University of Colombo in the given box under “Find your Institution” and click on Find.

Searching Emerald From home or Hostel

6. You will get the same screen, but University of Colombo will appear below the box where you typed before. Click on this new link.

emerald insight

Find your institution
Using Shibboleth or OpenAthens? Search below for your institution and we'll take it from there.

University of Colombo Find

- University of Colombo

Registered? Log in here...
If you've registered to access this resource, or have been given an individual login, please enter your details below.

Email

Password

Forgot your password?

Login

Got a trial passcode?
If we've given you a trial passcode, enter it below.

Passcode Go

7. When you click on University of Colombo you will get the following screen. Click on Login under University of Colombo – Top Right Corner.

emerald insight

Find your institution
Using Shibboleth or OpenAthens? Search below for your institution and we'll take it from there.

University of Colombo, Sri Lanka

Identity Provider - University of Colombo, Colombo 03, Sri Lanka

Login

Registered? Log in here...
If you've registered to access this resource, or have been given an individual login, please enter your details below.

Email

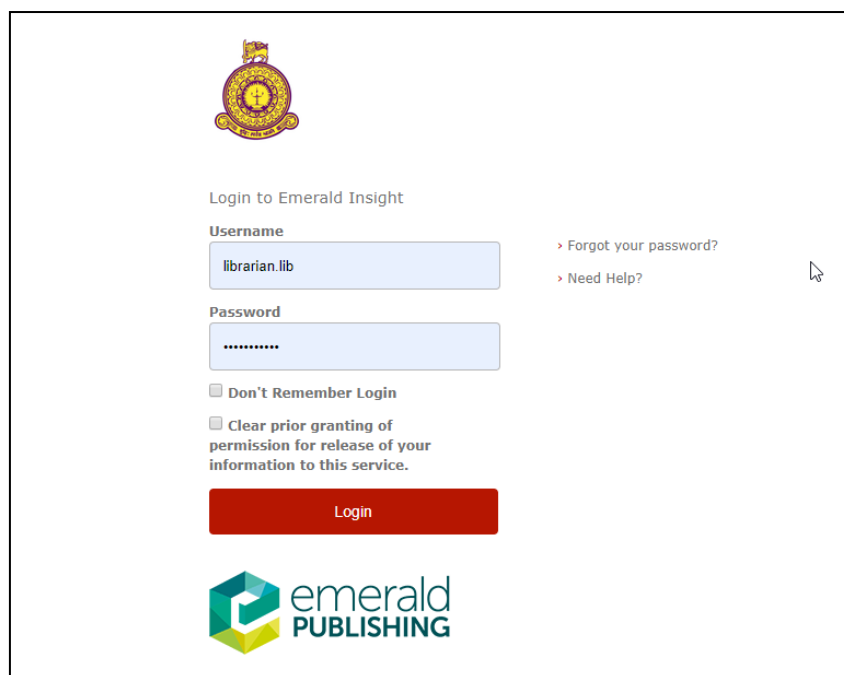
Password

Got a trial passcode?
If we've given you a trial passcode, enter it below.

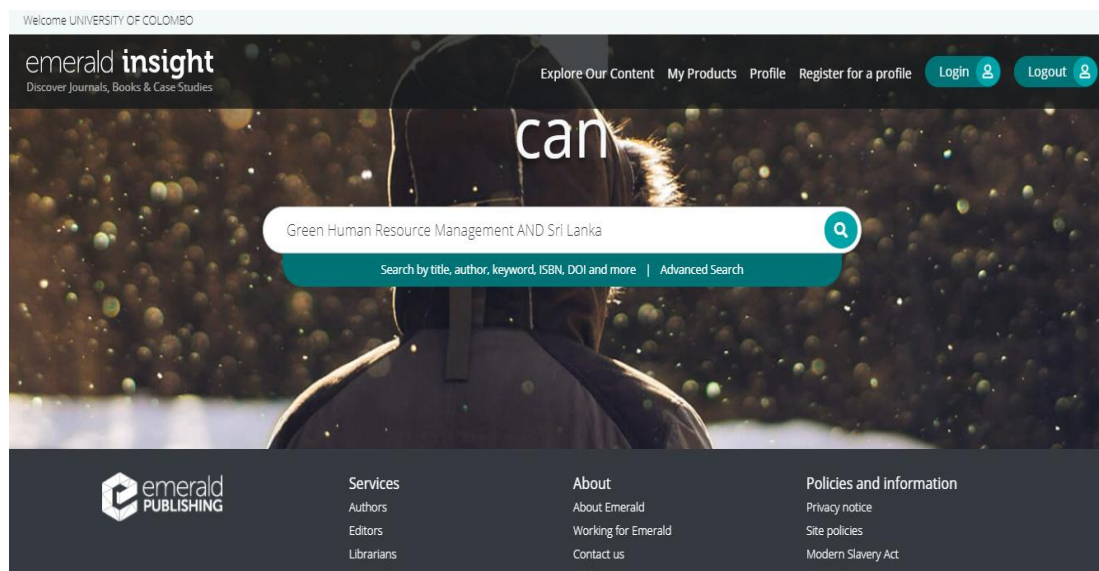
Passcode Go

Searching Emerald From home or Hostel

8. You will get the following screen. Carefully enter your SSO username and password and click on “Login”



9. It will take you to Emerald Search Box and you can enter your keywords in it.



10. You can search Emerald from any computer with Internet facility using your username and password. Please make sure to use a trustworthy computer and to logout always if you are using public computers. It is not safe to leave your username and password in such computers.