



STATISTICAL NEWSLETTER 2020

(January – December)



**Library Network
University of Colombo**

CONTENT

<u>Item</u>	<u>Page No.</u>
➤ Help-Line of the Library Network	01-06
➤ Subscribed Databases (Main Library)	07-09
➤ Main Library Facebook Page	10
➤ Medical Faculty Library Help-Line	11
➤ Sri Palee Campus Library Help-Link	12

Help-Line of the Library Network

➤ The Help-Line of the UoC Library Network commenced on 2020.05.14.

➤ Two Google forms are being used to serve our users.

1) Request for Articles

https://docs.google.com/forms/d/e/1FAIpQLSfpEYsQOiT1pvk44hVYEDdr2OykCf6kGsPRPz4kq8KF3L98_g/viewform

2) Request for other help

<https://docs.google.com/forms/d/e/1FAIpQLScgu0idt5cQihzPPHxlyksJUsE3Gx2hcWyxzTH9a-9YM-tRng/viewform>

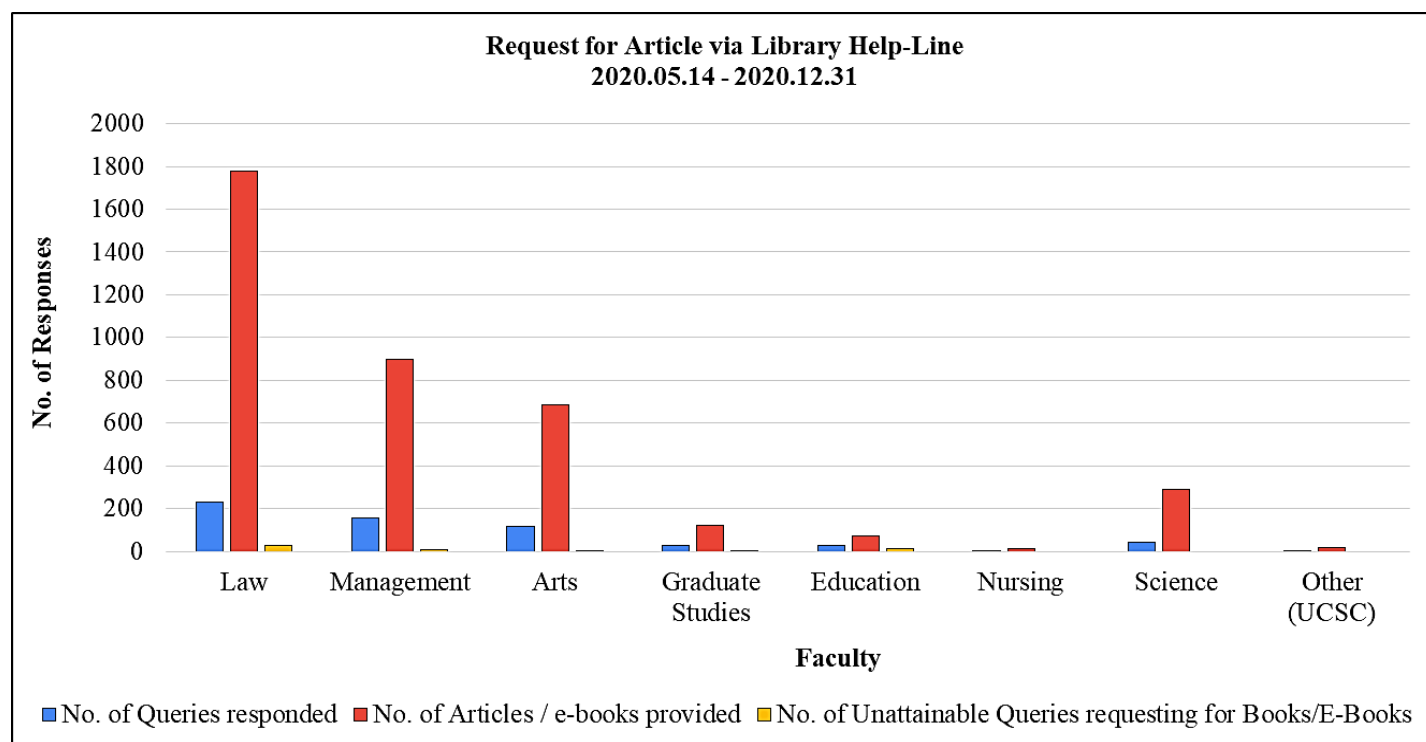
➤ Senior Assistant Librarians/ Assistant Librarians are assigned to each Faculty, to respond to the queries received via the Help-Line of the Library Network.

Faculty	Name
Law	Mrs. P.K.S. Manatunga
Management and Finance	Mrs. S. S. Johoran (2020.06.07 - Present) Mr. Mr. N.M. Karannagoda (2020.05.14 - 2020.06.07)
Arts	Dr. Chiranthi Wijesundara
Graduate Studies	Mrs. P.K.S. Manatunga
Education	Mrs. M.A.L. Silva
Science	Mrs. H.M.D.S.D. Somarathna
Nursing	Mrs. S. S. Johoran

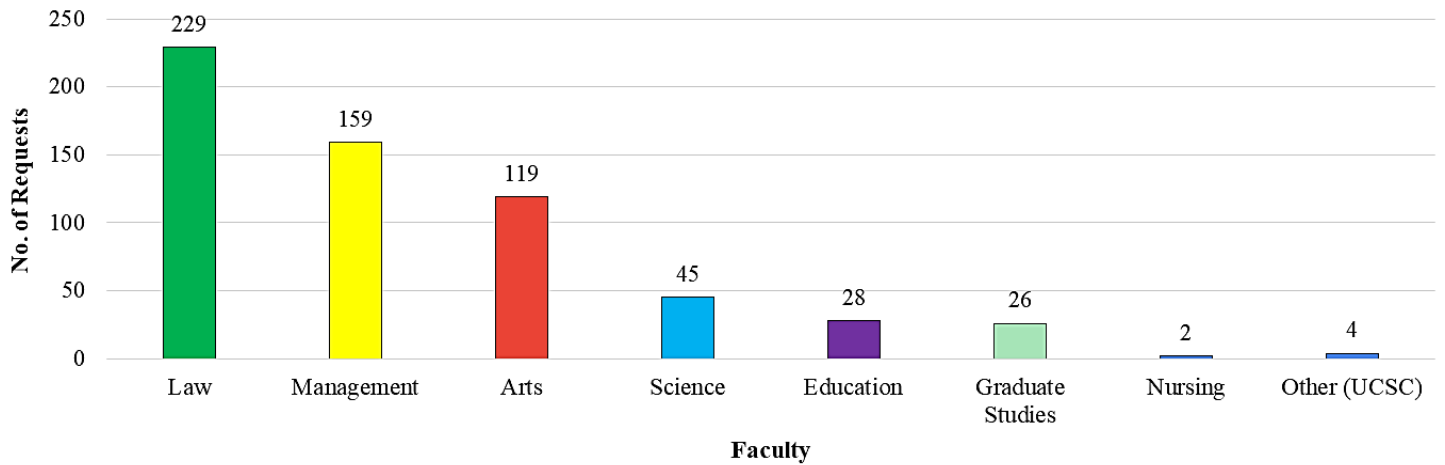
➤ In preparation of this report, statistics from 2020.05.14 to 2020.12.31 were taken into consideration.

“REQUEST FOR ARTICLES” via Library Help-Line

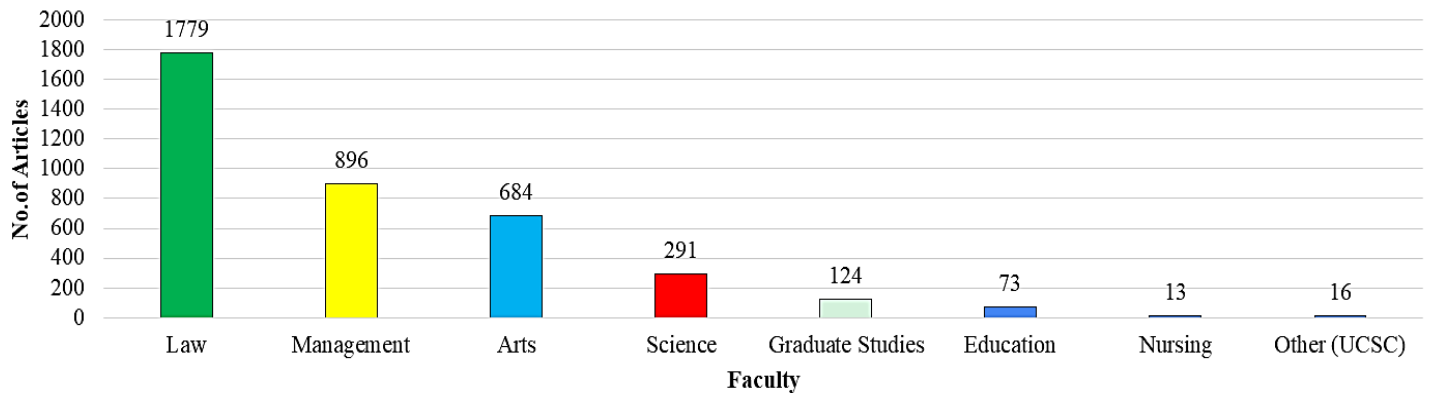
Faculty	Summary Statistics 2020.05.14 to 2020.12.31		
	No. of Queries responded	No. of Articles / e-books provided	No. of Unattainable Queries requesting for Books/E-Books
Law	229	1779	29
Management	159	896	8
Arts	119	684	4
Graduate Studies	26	124	2
Education	28	73	12
Nursing	2	13	0
Science	45	291	0
Other (UCSC)	4	16	0
TOTAL	612	3876	55



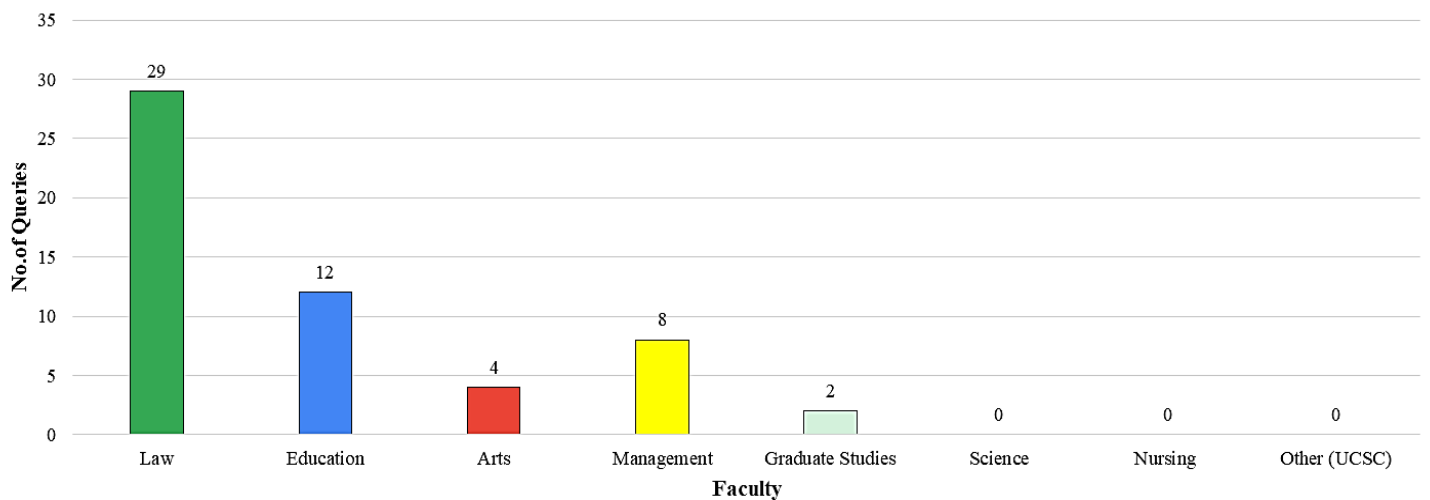
Request for Articles via Library Help-Line
No. of Queries responded (2020.05.14 - 2020.12.31)



Request for Articles via Library Help-Line
No. of Articles / e-books provided (2020.05.14 - 2020.12.31)

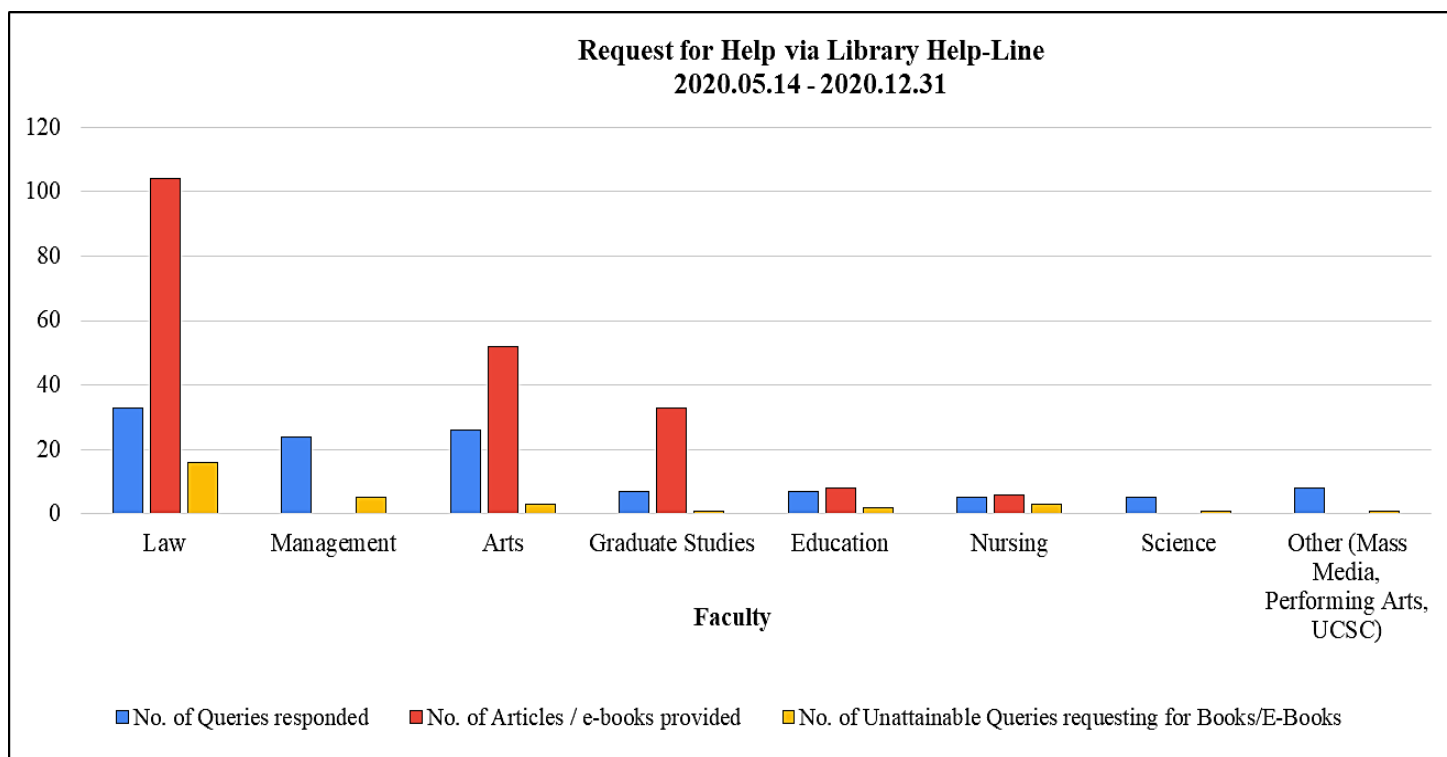


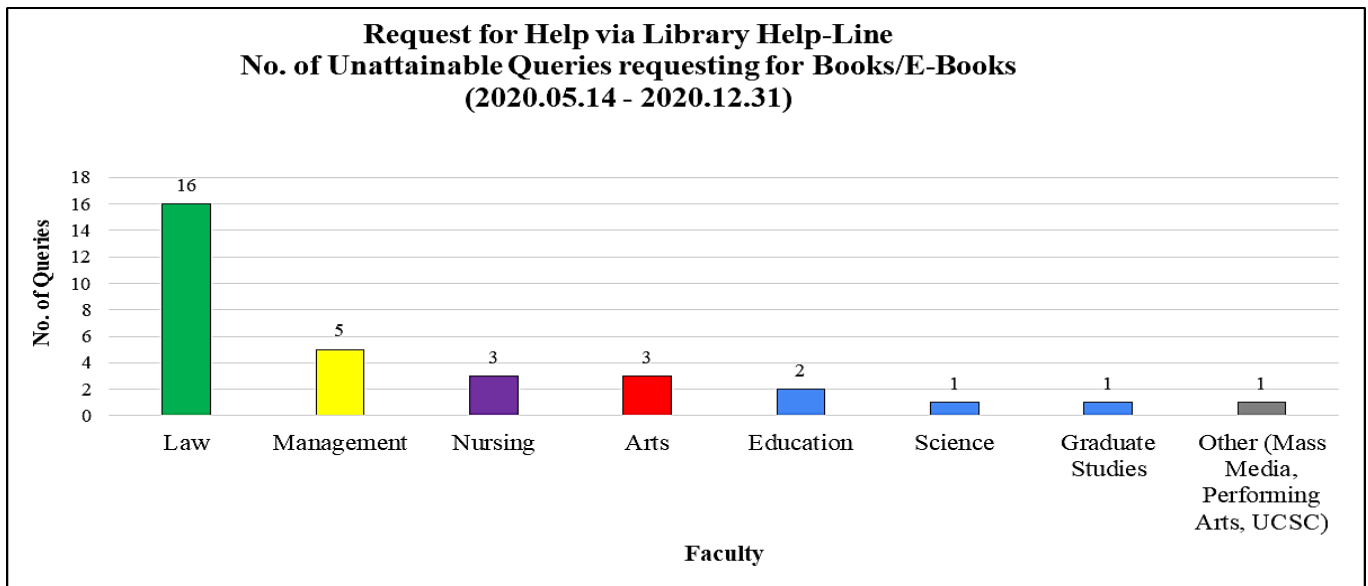
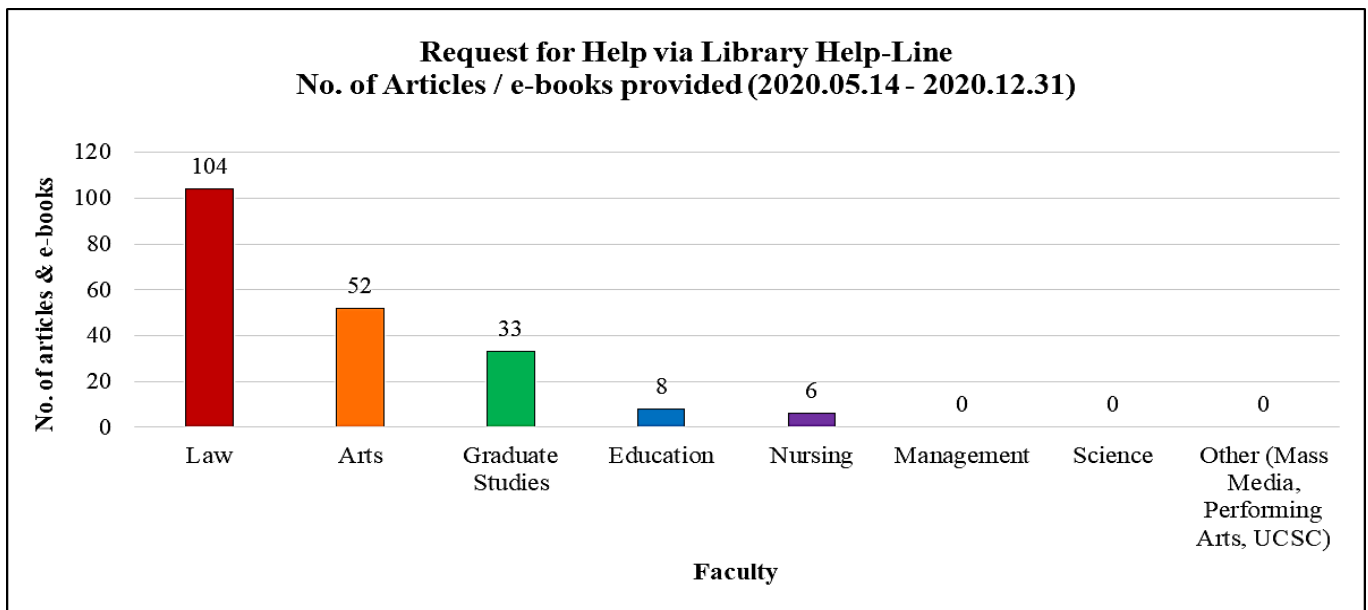
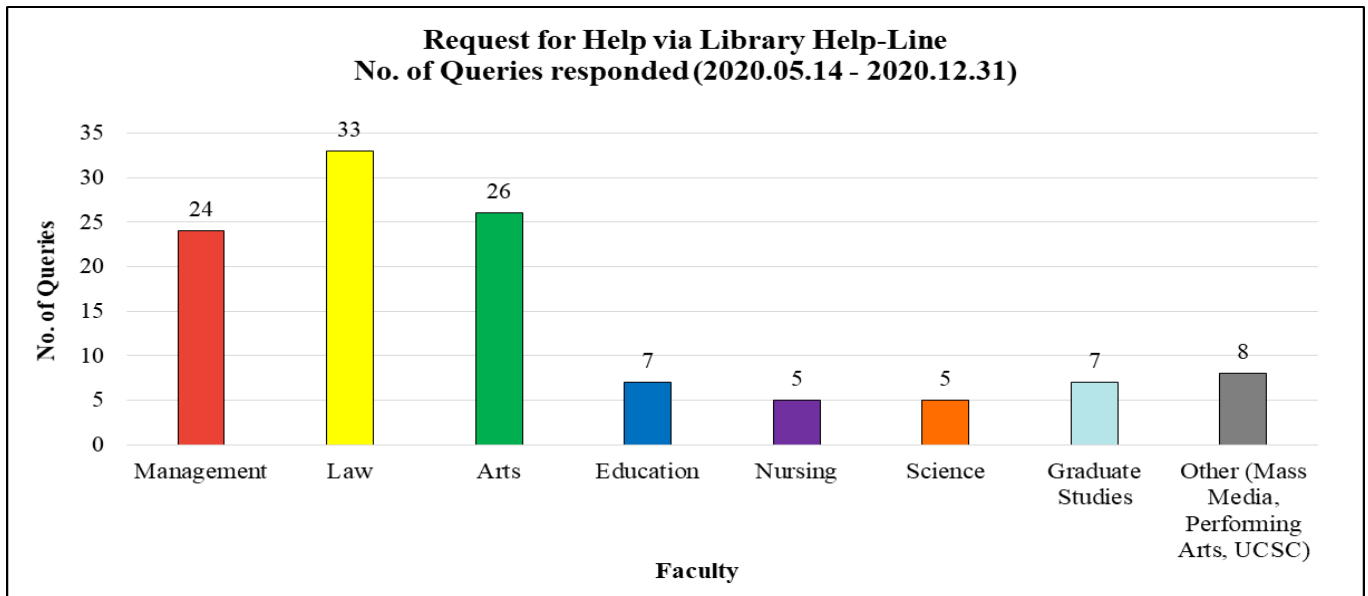
Request for Articles via Library Help-Line
No. of Unattainable Queries requesting for Books/E-Books
(2020.05.14 - 2020.12.31)



“REQUEST FOR OTHER HELP” via Library Help-Line

Faculty	Summary Statistics		
	2020.05.14 to 2020.12.31		
	No. of Queries responded	No. of Articles / e-books provided	No. of Unattainable Queries requesting for Books/E-Books
Law	33	104	16
Management	24	00	05
Arts	26	52	03
Graduate Studies	07	33	01
Education	07	08	02
Nursing	05	06	03
Science	05	00	01
Other (Mass Media, Performing Arts, UCSC)	08	00	01
TOTAL	115	203	32





TOTAL SUMMARY STATISTICS

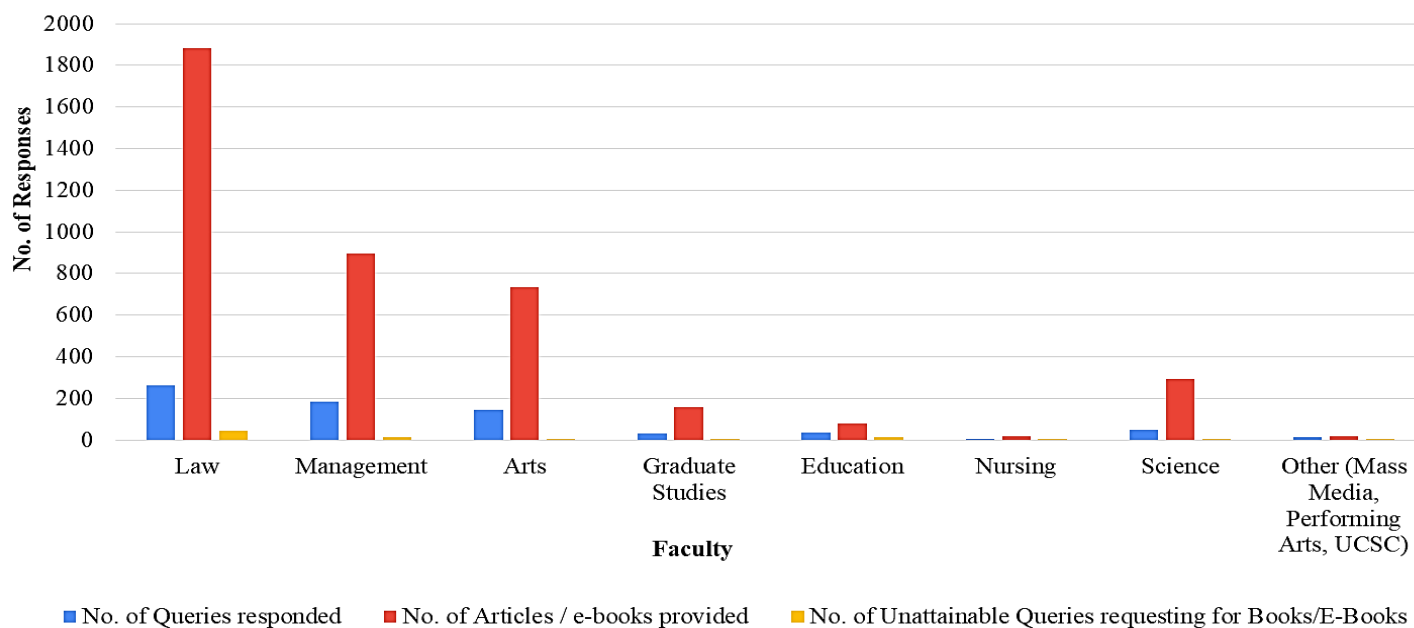
“Request for Articles” & “Request for Help” Google Forms

Total Summary

2020.05.14 to 2020.12.31

Faculty	No. of Queries responded	No. of Articles / e-books provided	No. of Unattainable Queries requesting for Books/E-Books
Law	262	1883	45
Management	183	896	13
Arts	145	736	7
Graduate Studies	33	157	3
Education	35	81	14
Nursing	7	19	3
Science	50	291	1
Other (Mass Media, Performing Arts, UCSC)	12	16	1
TOTAL	727	4079	87

**Library Help-Line
Total Summary
2020.05.14 - 2020.12.31**

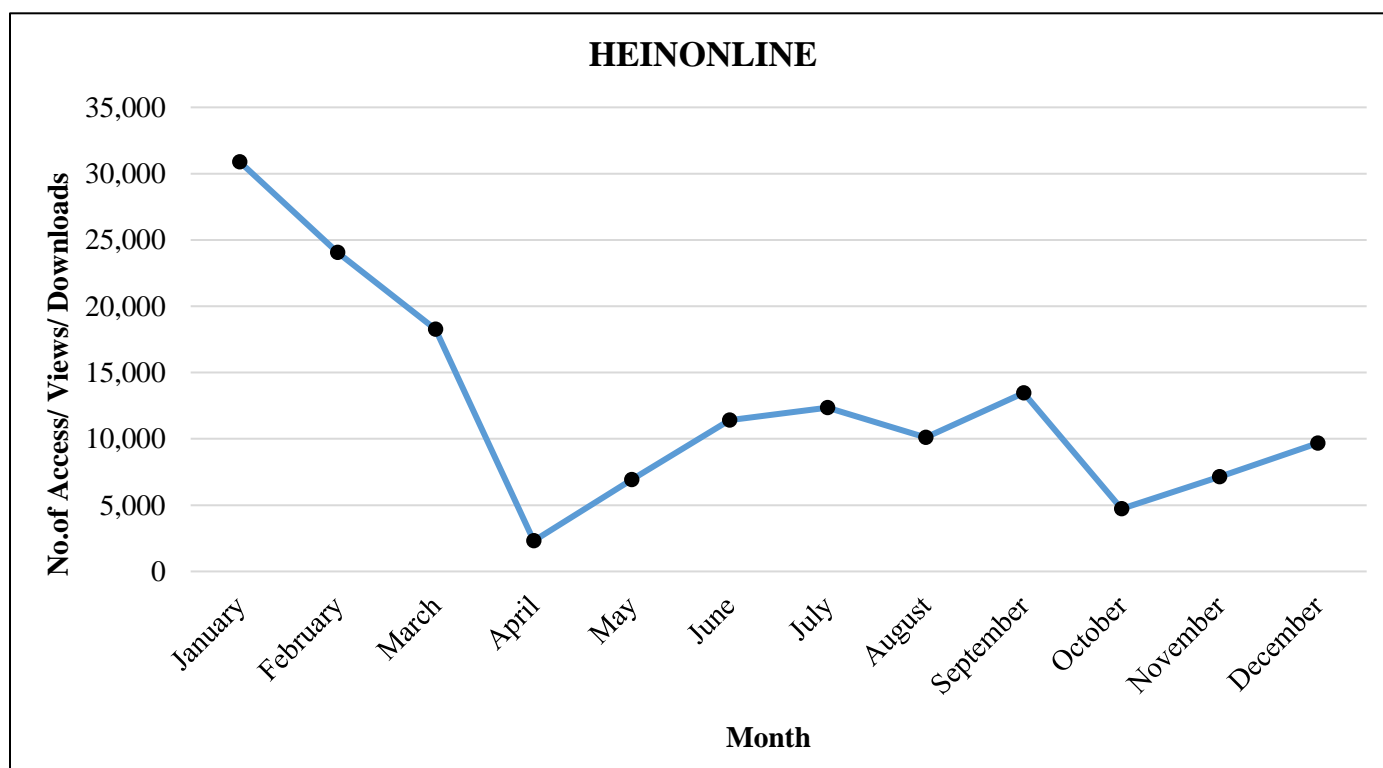


Subscribed Databases (Main Library)

HEINONLINE

Statistics from 2020.01.01 to 2020.12.31

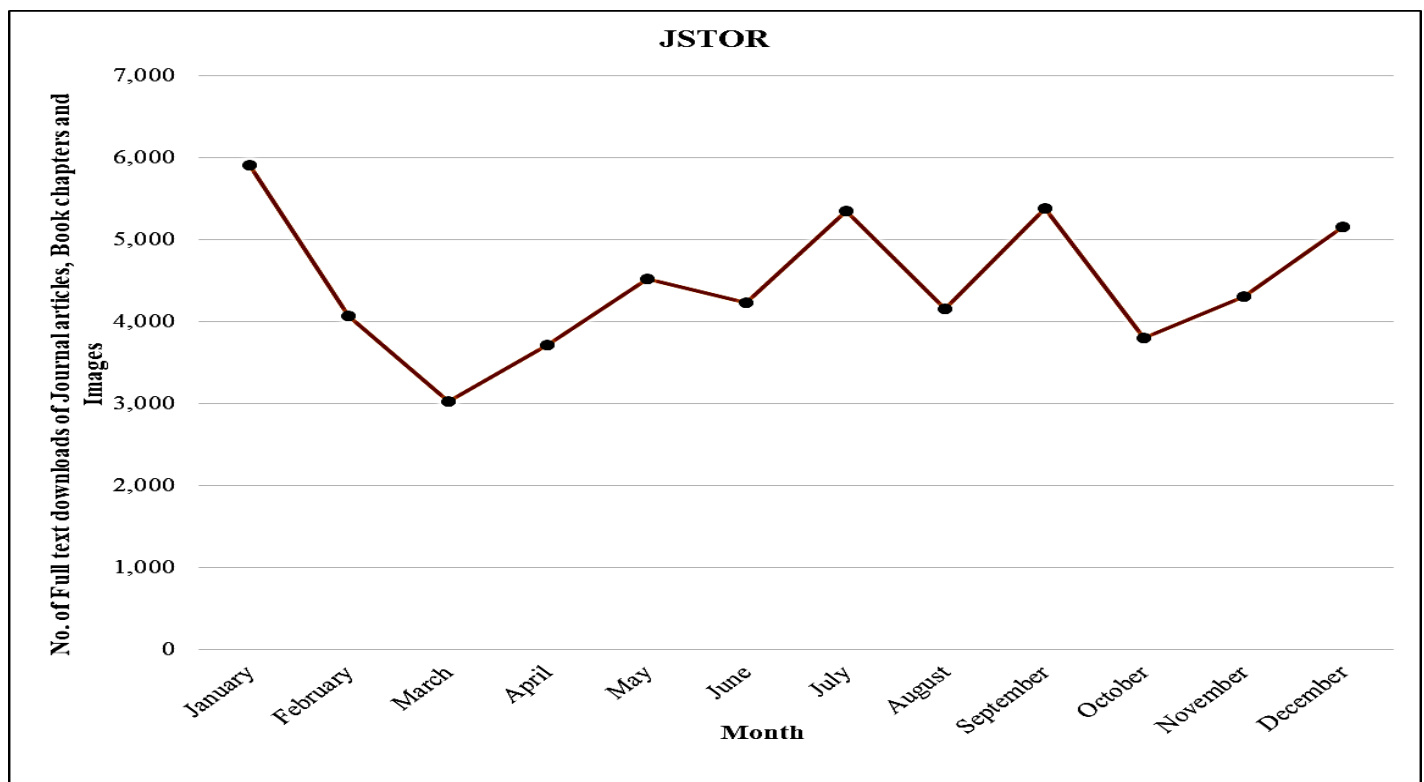
Month	No. of Access/ Views/ Downloads
January	30,895
February	24,052
March	18,275
April	2,308
May	6,919
June	11,416
July	12,344
August	10,109
September	13,471
October	4,724
November	7,132
December	9,671
TOTAL	151,316



JSTOR

Statistics from 2020.01.01 to 2020.12.31

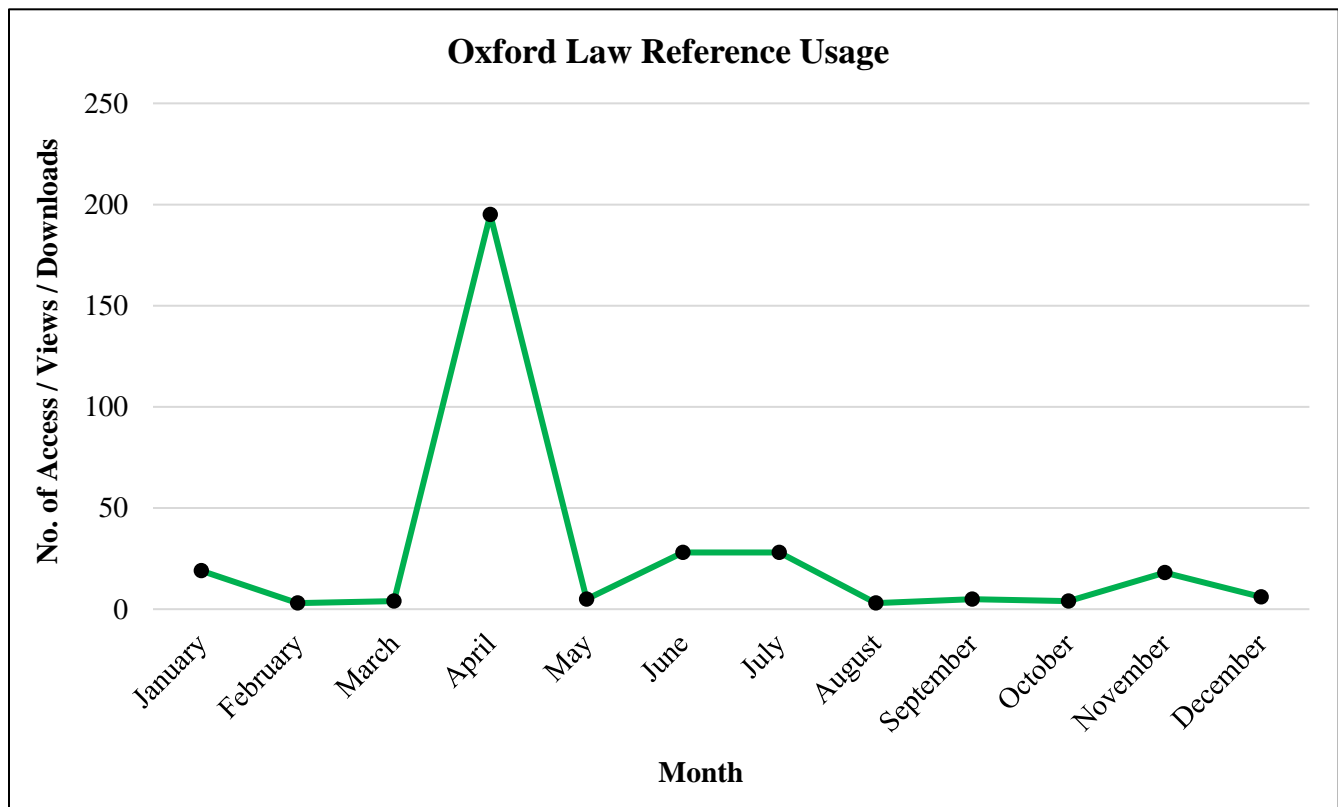
Month	No. of full text downloads of Journal articles, Book chapters and Images
January	5,901
February	4,065
March	3,023
April	3,716
May	4,520
June	4,232
July	5,347
August	4,151
September	5,376
October	3,793
November	4,308
December	5,154
TOTAL	53,586



Oxford Law Reference

Statistics from 2020.01.01 to 2020.12.31

Month	No. of Access/ Views/ Downloads
January	19
February	3
March	4
April	195
May	5
June	28
July	28
August	3
September	5
October	4
November	18
December	6
TOTAL	318

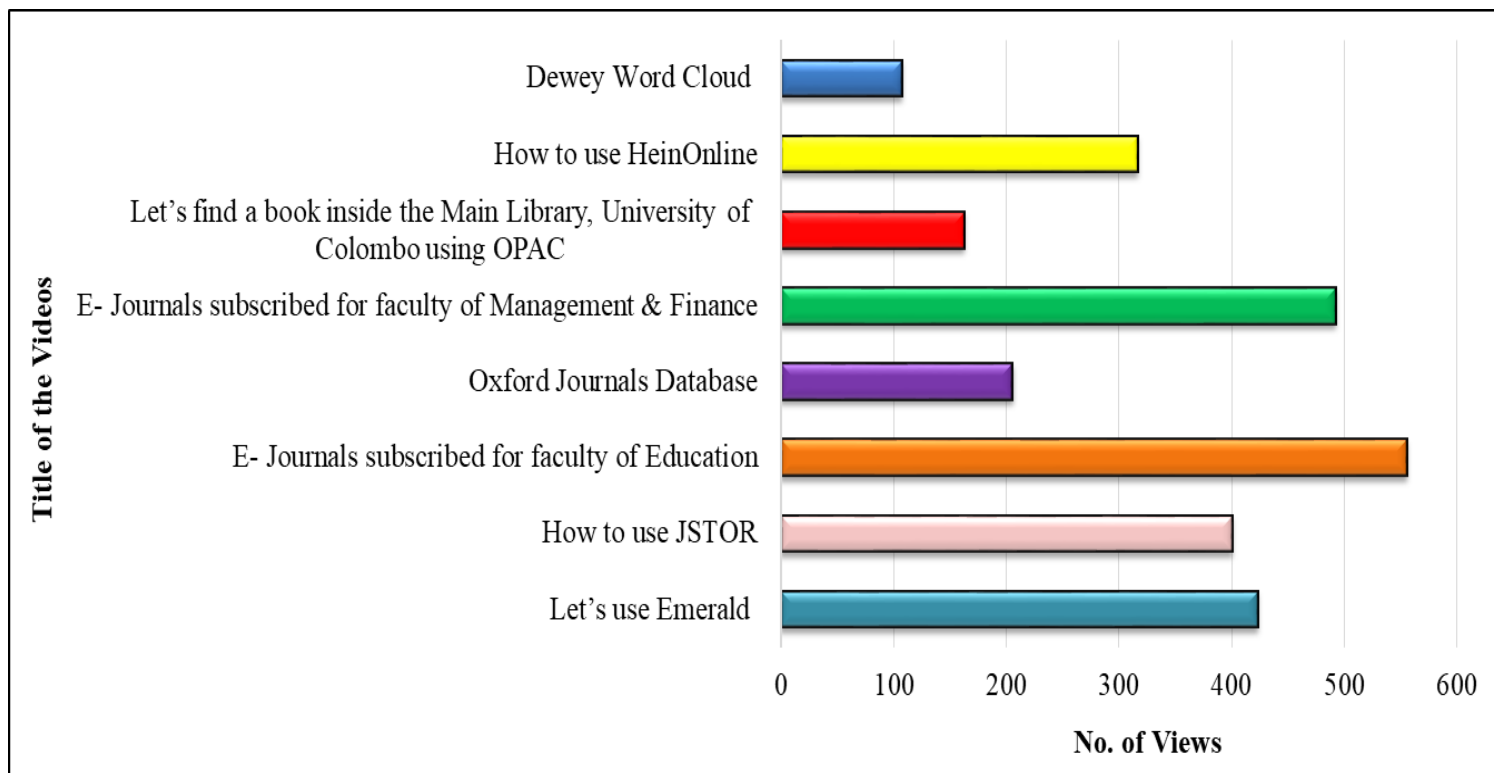


Main Library Facebook Page

Facebook statistics on Library tutorial videos

Statistics from 2020.10.26 to 2020.12.31

Title of the tutorial video	Number of views
Let's use Emerald (English/ Sinhala/ Tamil)	423
How to use JSTOR (English/ Sinhala/ Tamil)	400
E- Journals subscribed for faculty of Education (English/ Sinhala/ Tamil)	555
Oxford Journals Database (English/ Sinhala)	205
E- Journals subscribed for faculty of Management & Finance (English / Tamil)	492
Let's find a book inside the Main Library, University of Colombo using OPAC (English/ Tamil)	162
How to use HeinOnline (English/ Sinhala/ Tamil)	316
Dewey Word Cloud (English / Tamil)	107
TOTAL	2660



Medical Faculty Library Help-Line

Type of Request	No. of Queries Received	No. of Queries Responded	No. of Articles provided	No. of Unattainable
Article Requests through email	153	153	126	27
Systematic Reviews	11	11	Full Text -1,471	0
			Abstracts -13,277	
TOTAL	164	164	14,874	27

Sri Palee Campus – Library Help-Link

Total Summary Statistics from 2020.10.28 to 2020.12.31

Department	No. of Queries Received	No. of Queries Responded	No. of Articles / E-books Provided	No. of Unattainable queries requesting for books (Sinhala Medium)
Department of Performing Arts	28	20	120	8
Department of Mass Media	45	32	192	13
Department of Computer Science	2	2	12	-
Department of Languages	1	1	6	-
Total	76	55	315	21

