



# The Library, University of Colombo



# Statistical Newsletter

2021 | January - December

Compiled by: - Ms. S. Shabnam Johoran | Assistant Librarian/ Acquisition

## Inside This Issue

Help-Line of the Library Network

Subscribed Databases

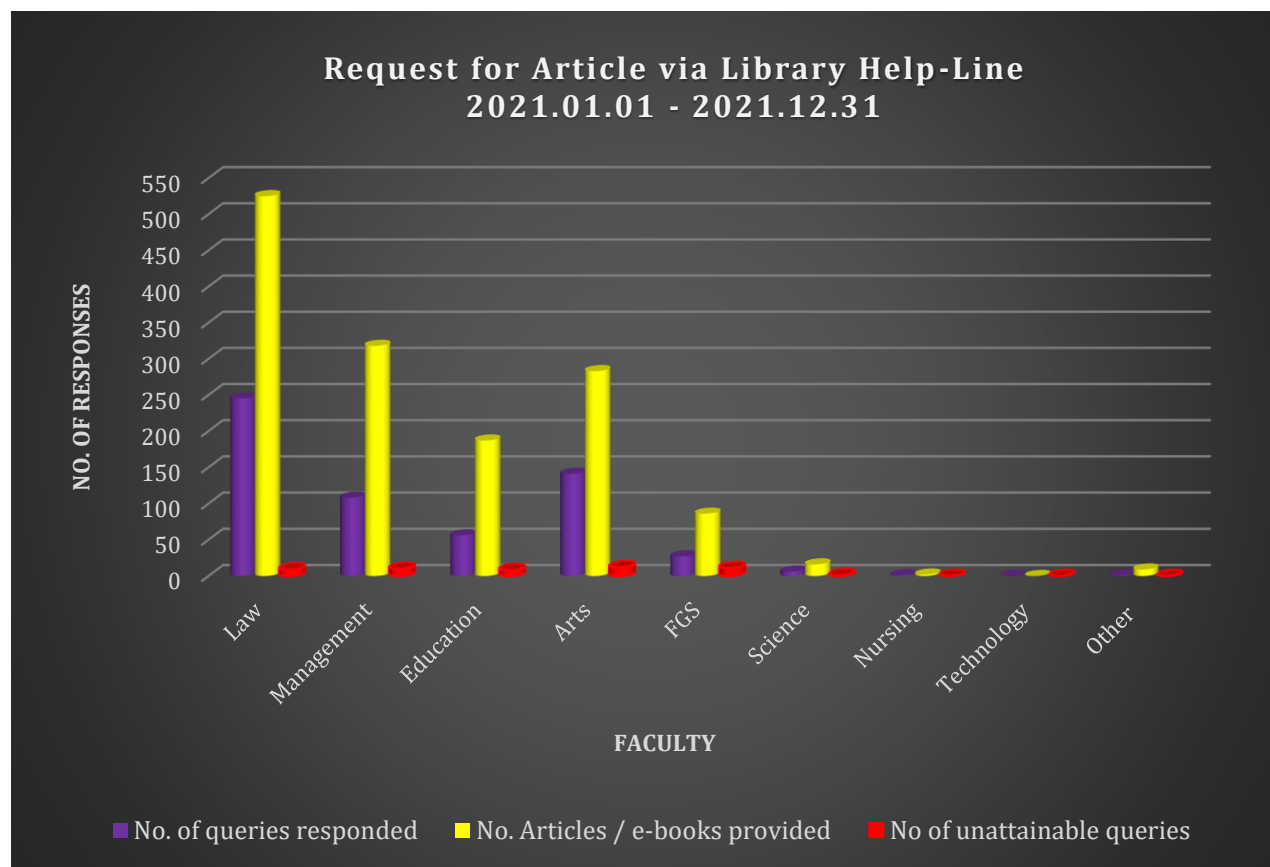
E-books usage statistics

Library Facebook Statistics

# Help-Line of the Library Network

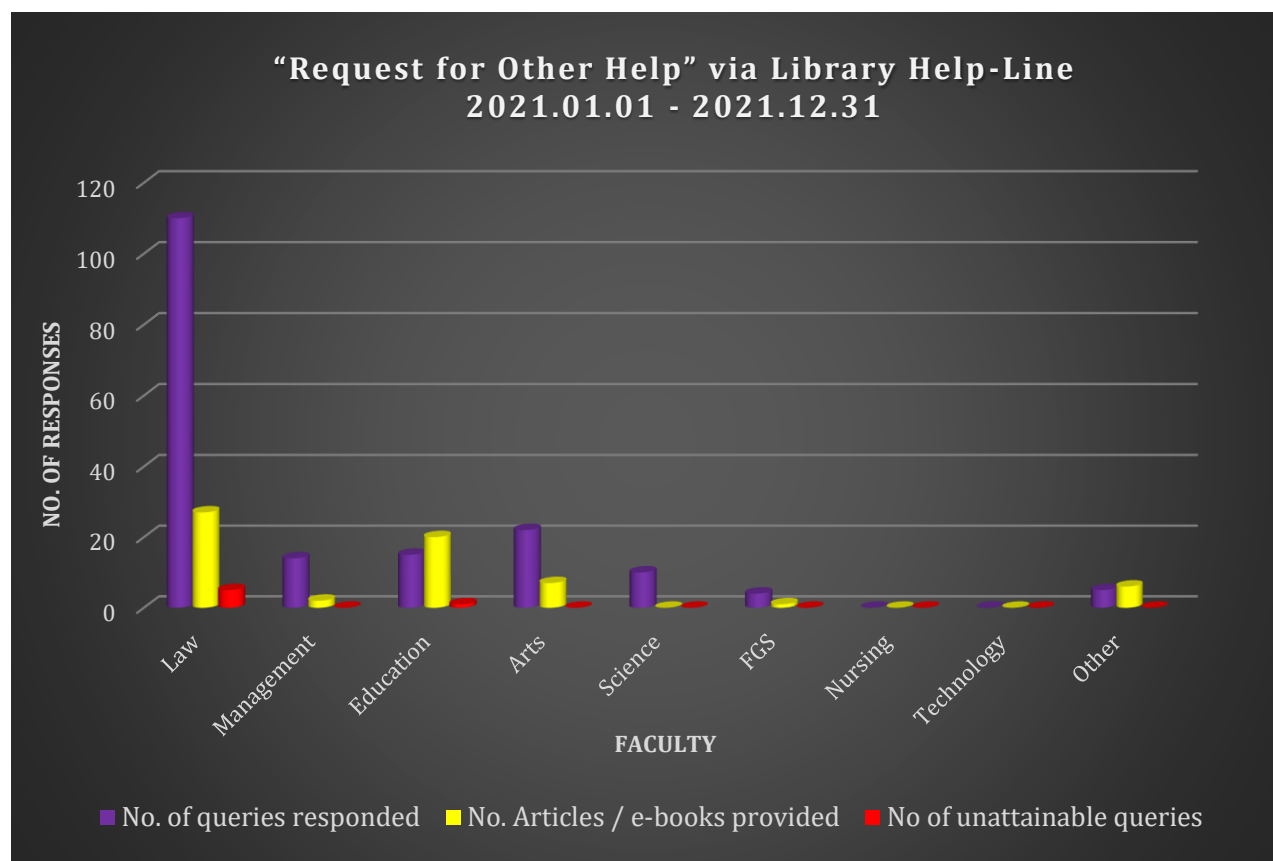
## “REQUEST FOR ARTICLES” via Library Help-Line

Faculty	Summary Statistics 01.01.2021 - 31.12.2021		
	No. of queries responded	No. Articles / e-books provided	No of unattainable queries
Law	245	525	9
Management	108	318	10
Education	56	187	8
Arts	141	283	12
FGS	27	86	11
Science	6	16	1
Nursing	1	2	0
Technology	0	0	0
Other	1	9	0



## “REQUEST FOR OTHER HELP” via Library Help-Line

Faculty	Summary Statistics 01.01.2021 - 31.12.2021		
	No. of queries responded	No. Articles / e-books provided	No of unattainable queries
Law	110	27	5
Management	14	2	0
Education	15	20	1
Arts	22	7	0
Science	10	0	0
FGS	4	1	0
Nursing	0	0	0
Technology	0	0	0
Other	5	6	0



**Details provided by:** - Mrs. Sakeena Alikhan

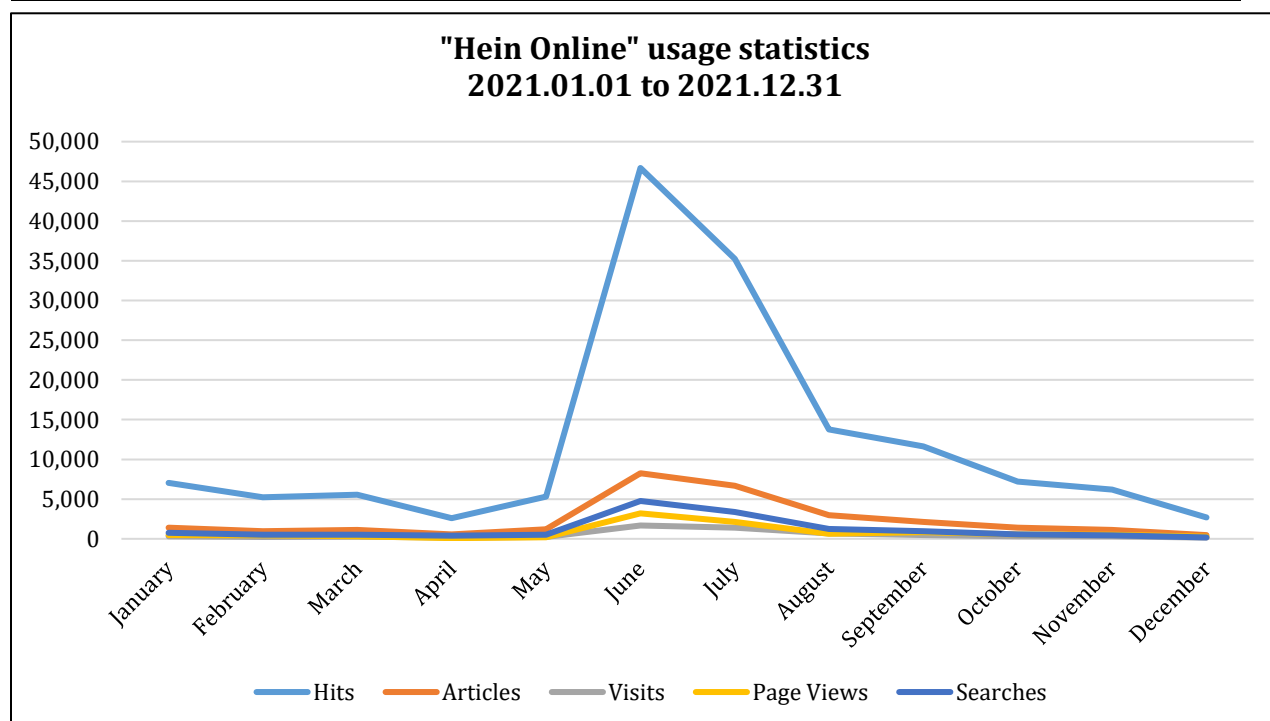
Assistant Librarian/ Reader Services

# Subscribed Databases

## HEINONLINE

Usage statistics from 2021.01.01 to 2021.12.31

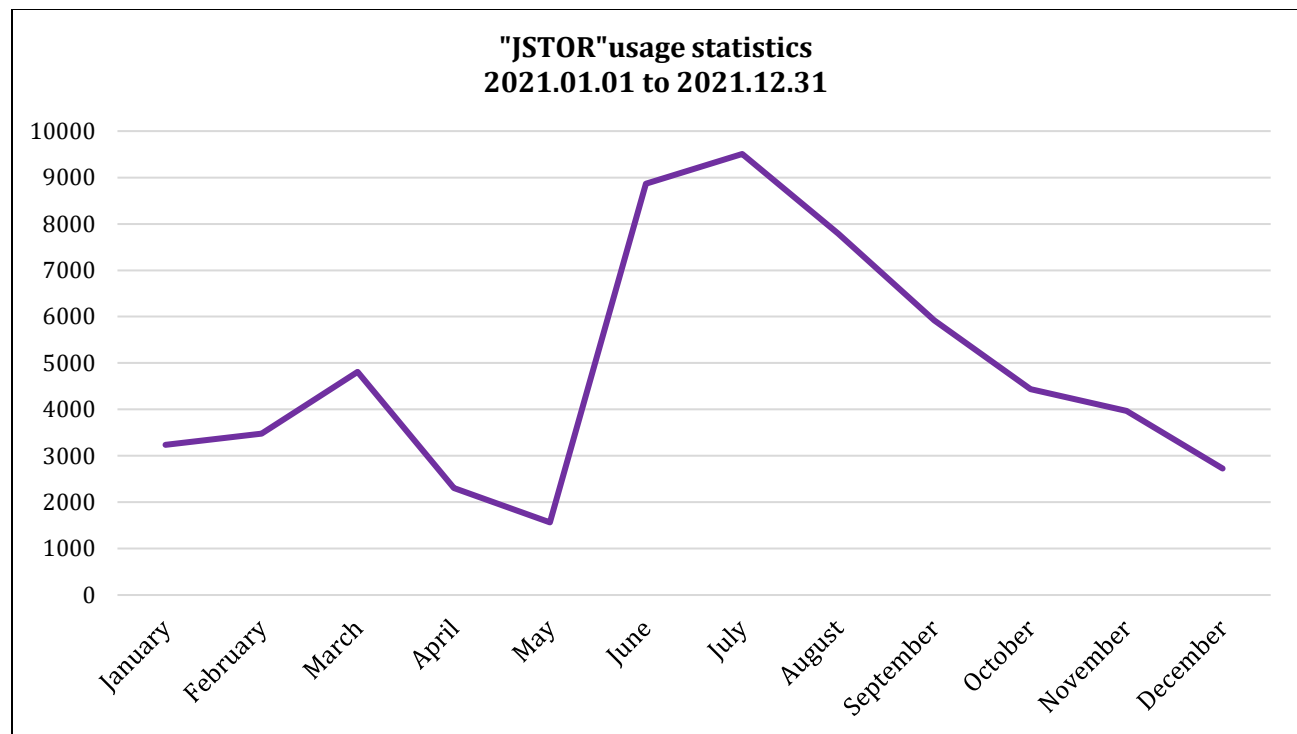
Month	Hits	Articles	Visits	Page Views	Searches
January	7,042	1,403	310	487	774
February	5,218	953	249	428	506
March	5,542	1,111	278	305	505
April	2,598	539	162	87	399
May	5,291	1,214	231	191	502
June	46,686	8,256	1,679	3,207	4,764
July	35,256	6,675	1,398	2,110	3,374
August	13,777	2,986	665	623	1,234
September	11,643	2,138	487	850	965
October	7,197	1,391	303	567	552
November	6,193	1,112	319	512	419
December	2,687	467	174	259	176



# JSTOR

## Usage statistics from 2021.01.01 to 2021.12.31

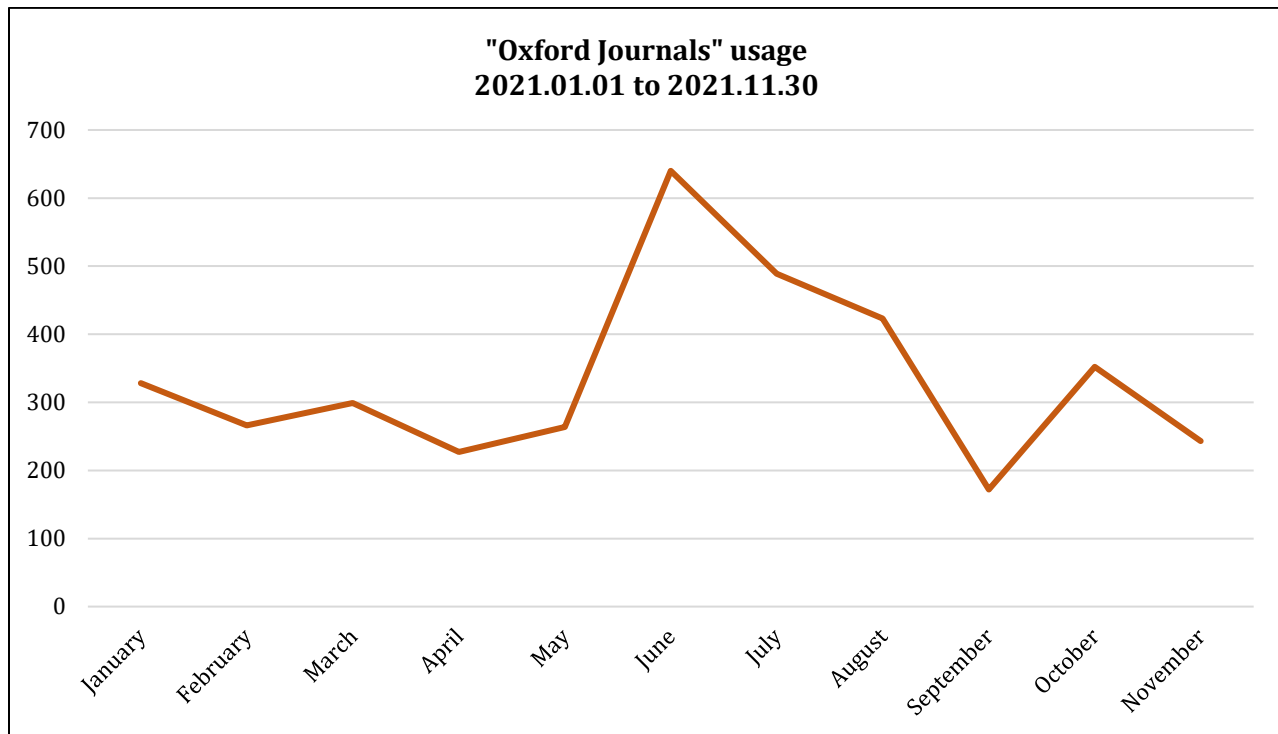
Month	Total Item Requested
January	3236
February	3477
March	4811
April	2305
May	1566
June	8863
July	9507
August	7787
September	5920
October	4438
November	3967
December	2726



## Oxford Law Reference & Journals

### Usage statistics from 2021.01.01 to 2021.11.30

Month	No. of successful full-text article requests
January	328
February	266
March	299
April	227
May	264
June	640
July	489
August	423
September	172
October	352
November	243



Details provided by: - Mrs. W.P.G.L. Perera

Senior Assistant Librarian/ Periodicals

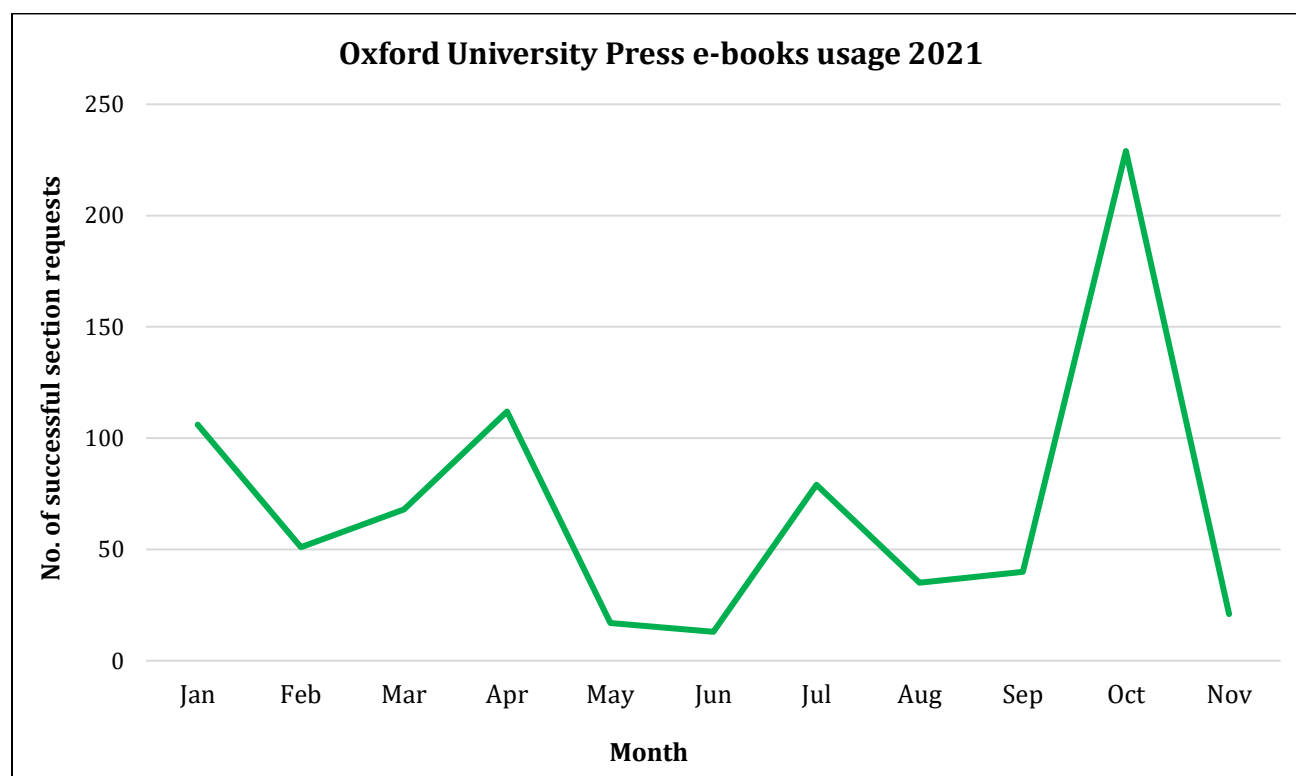
# E-books Usage Statistics

## E-books purchased from Oxford University Press

Total usage statistics for all titles

2021.01.01 to 2021.11.30

Month	Number of successful section requests
January	106
February	51
March	68
April	112
May	17
June	13
July	79
August	35
September	40
October	229
November	21

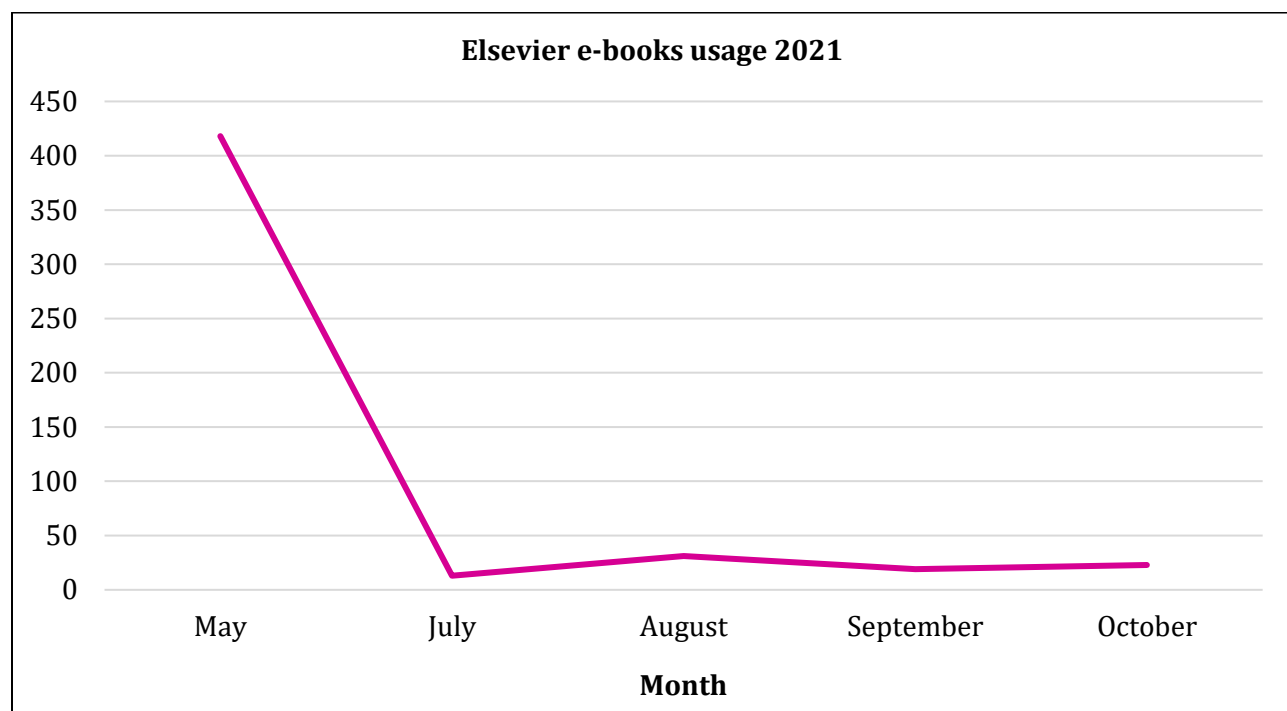


## E-books purchased from Elsevier

### Total usage statistics for all titles

2021.05.01 to 2021.10.31

Month	Total for all titles
May	418
July	13
August	31
September	19
October	23



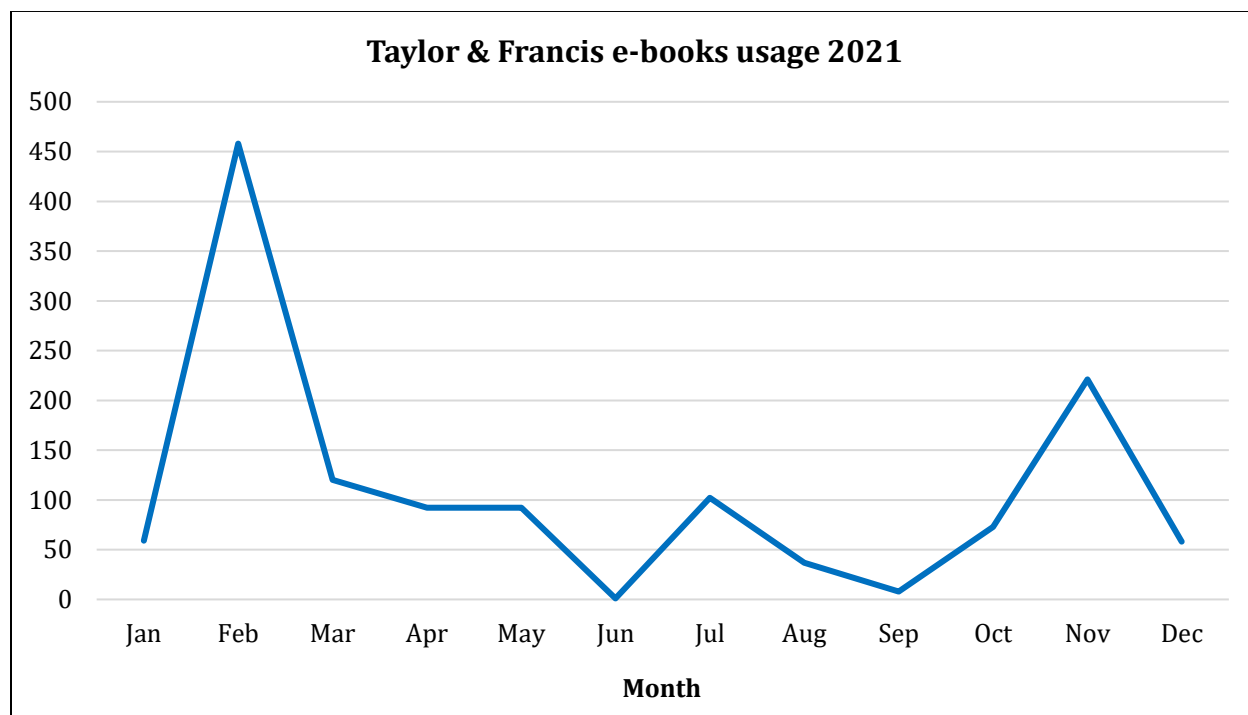


## E-books purchased from Taylor & Francis

### Total usage statistics for all titles

2021.01.01 to 2021.12.31

Month	Total for all titles
January	59
February	458
March	120
April	92
May	92
June	1
July	102
August	37
September	8
October	73
November	221
December	58



Details provided by: - Mrs. S. Shabnam Johoran  
Assistant Librarian/ Acquisitions

# Library Facebook statistics

Statistics from 2021.01.01 to 2021.12.31

Title of the tutorial video	Number of views
Let's use Emerald (English/ Sinhala/ Tamil)	784
How to use JSTOR (English/ Sinhala/ Tamil)	729
E- Journals subscribed for faculty of Education (English/ Sinhala/ Tamil)	785
Oxford Journals Database (English/ Sinhala)	376
E- Journals subscribed for faculty of Management & Finance (English /Tamil)	369
How to use HeinOnline (English/ Sinhala/ Tamil)	53
Web data scrapping	85
Grammarly	603
Mendeley	328
Information Visualization	260
Library Helpline	1776
Taylor & Francis	121
CONSAL databases	186
Webinar 1 -9	8000
People reached	4135
Page followers	2639
<b>TOTAL</b>	<b>21229</b>

Details provided by: - Mrs. W.P.G.L. Perera

Senior Assistant Librarian/ Periodicals