

STATISTICAL NEWSLETTER

2025 | July - December



Published by the Library, University of Colombo

KEY HIGHLIGHTS

- Databases Subscribed by the University
- E-Books Usage Statistics
- Library Facebook Statistics
- Library Web Analytics
- Library Usage Statistics
- User Awareness Sessions Conducted by the Library

Designed & Compiled by: Mrs. S. Shabnam Johoran
Senior Assistant Librarian

Databases Subscribed by the University

HeinOnline Database

Month	Hits	Articles	Visits	Page Views	Searches
June	5,674	907	107	270	411
July	9,377	1,301	197	434	689
August	9,546	1,255	305	392	473
September	11,457	1,203	284	660	305
October	8,736	938	201	500	260

Research for Life Database

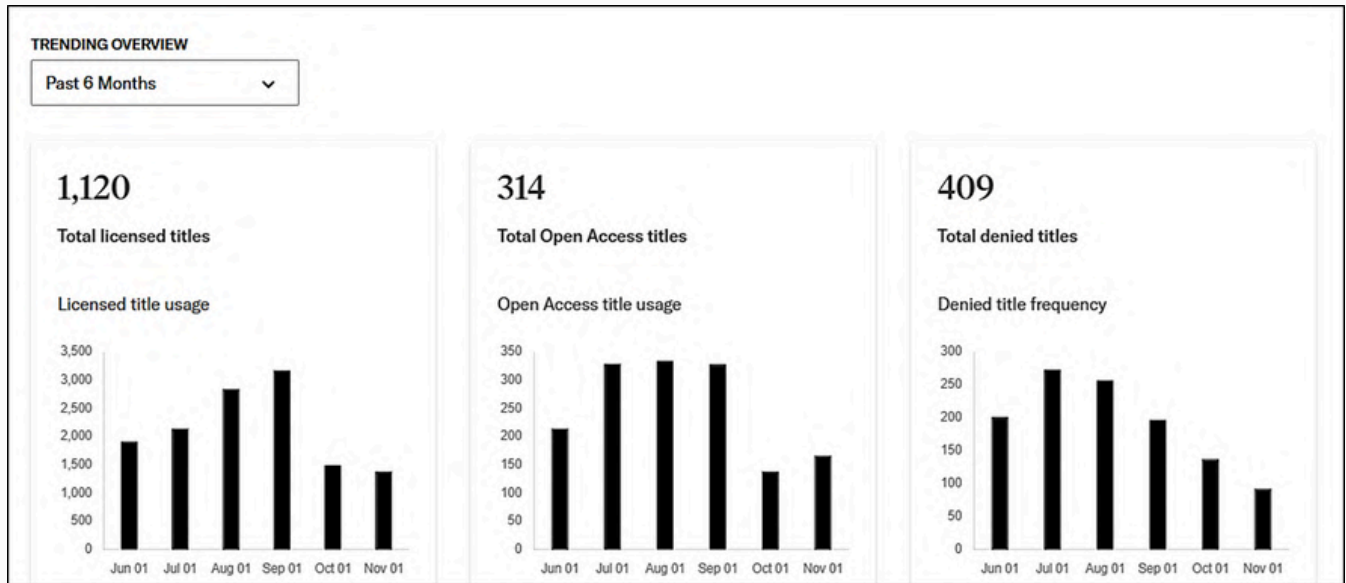
Month	No. of Visits
July	161
August	315
September	141
October	174
November	221
December	95
TOTAL	2,190

Submitted by:- Mrs. W.P.G.L. Perera, Senior Assistant Librarian

Databases Subscribed by the University

JSTOR Database

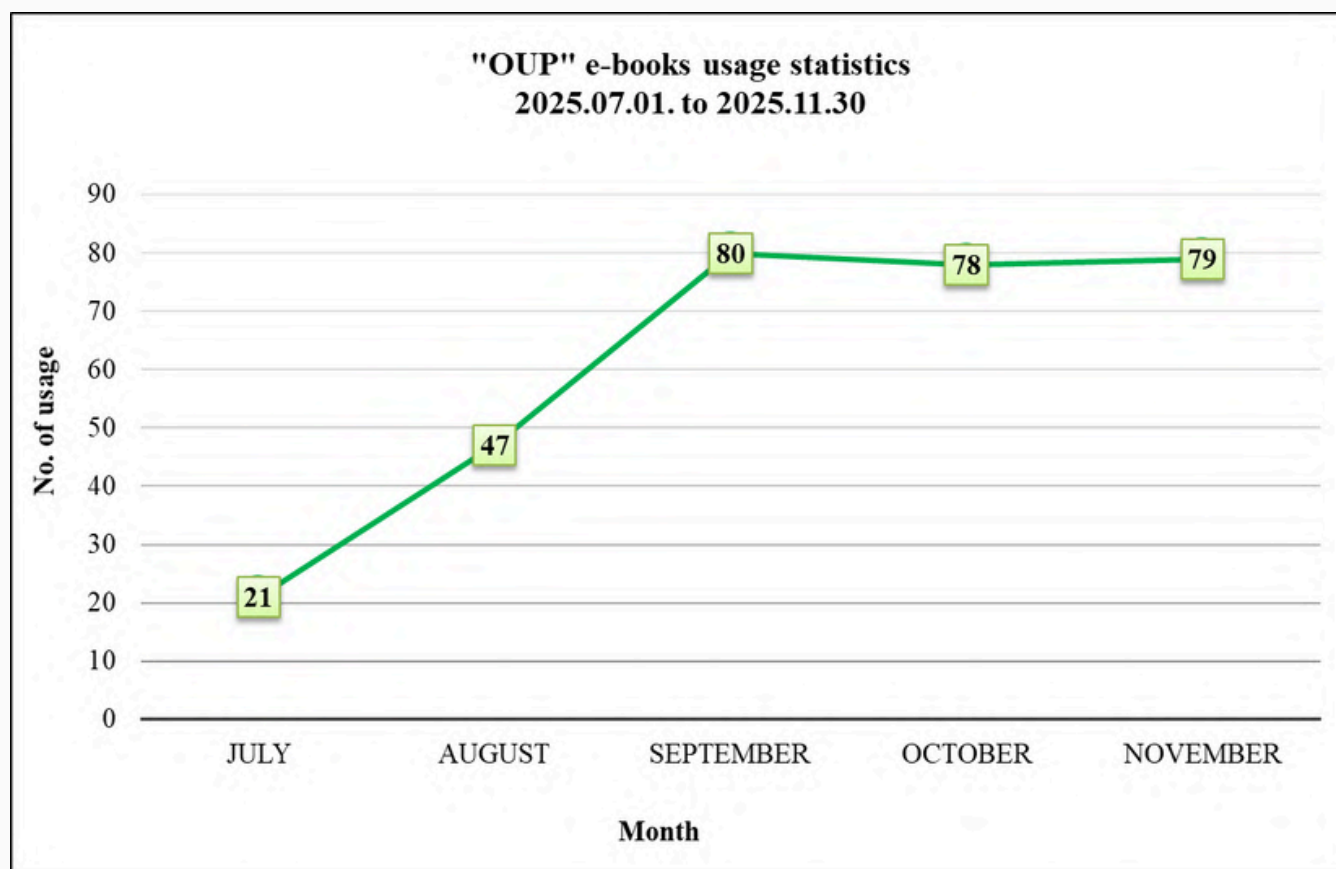
Usage statistics from June to December 2025



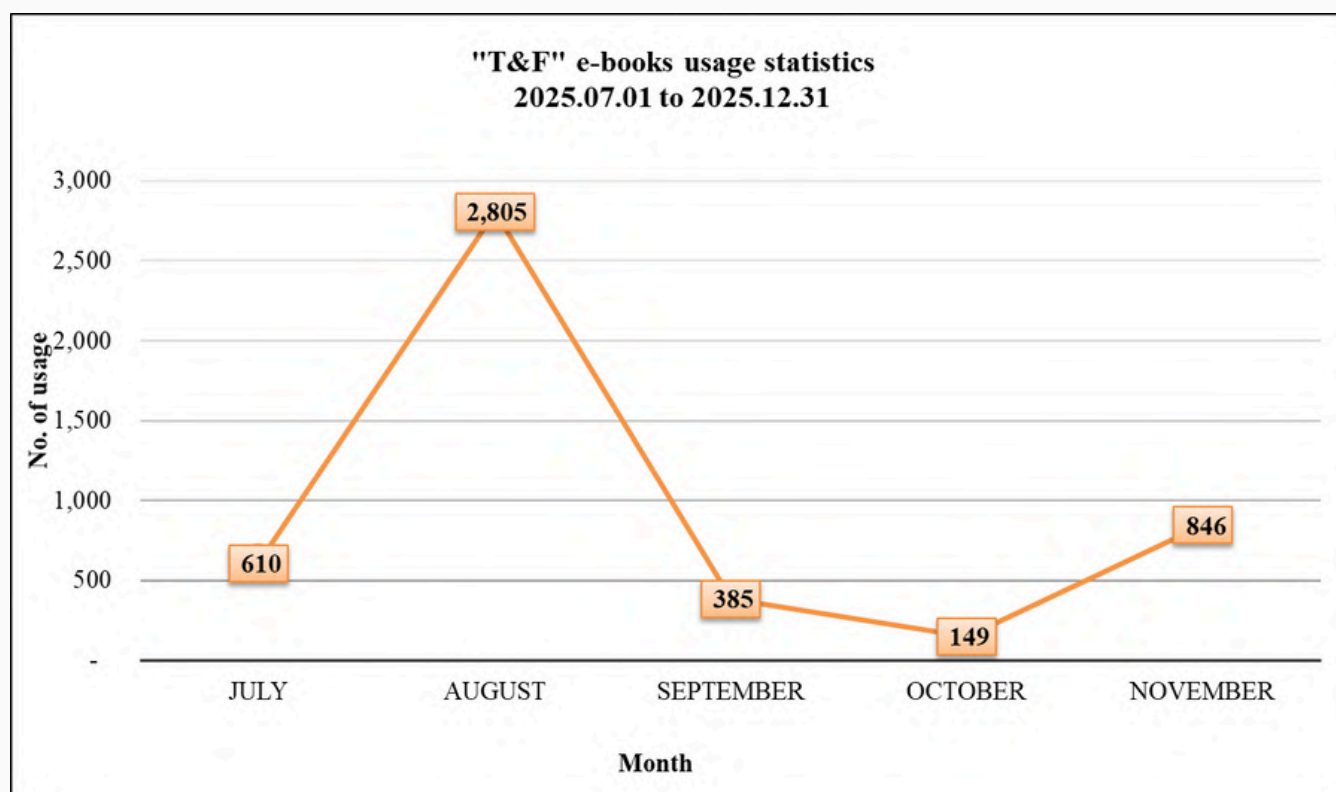
Submitted by:- Mrs. W.P.G.L. Perera, Senior Assistant Librarian

E-books Usage Statistics

E-books purchased from Oxford University Press (OUP)

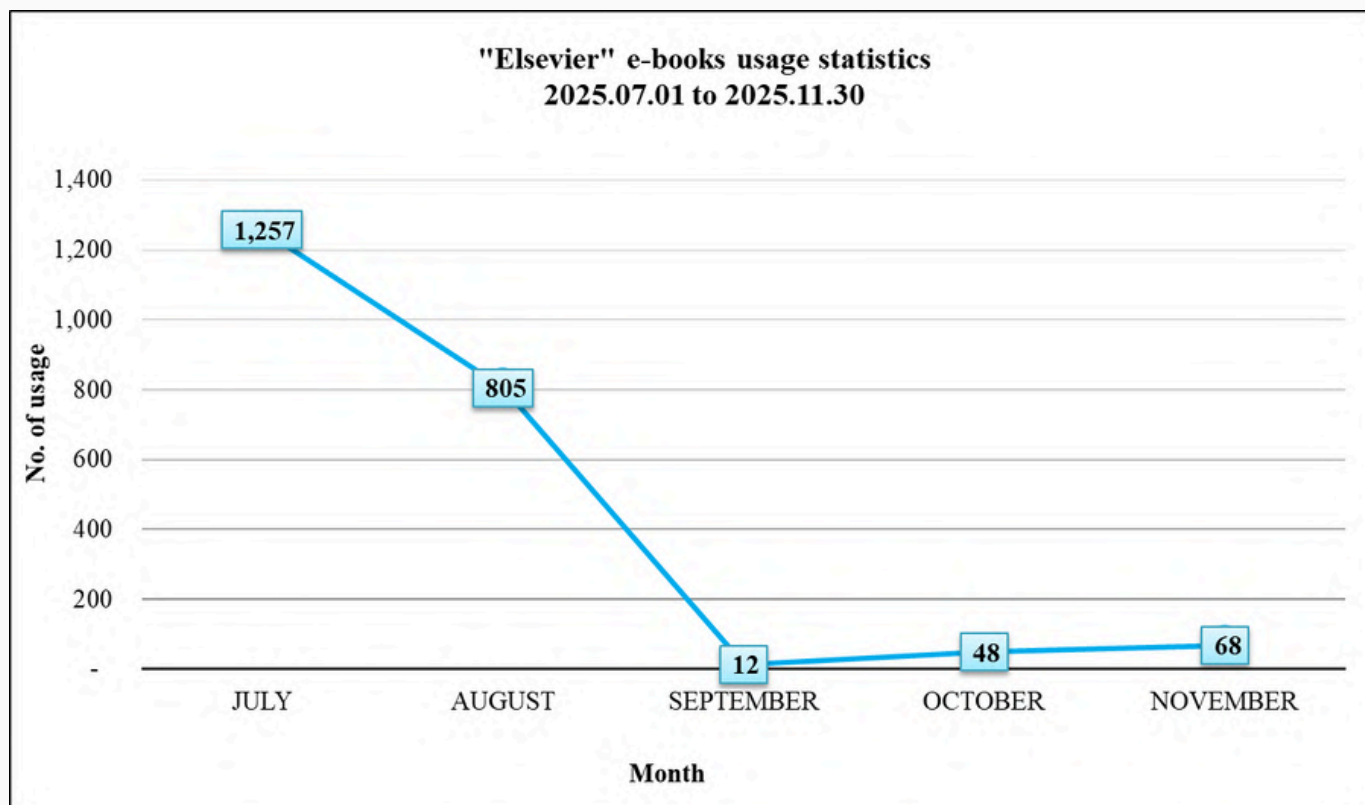


E-books purchased from Taylor & Francis (T&F)



Submitted by:- Dr. (Mrs.) T. Sritharan, Senior Assistant Librarian

E-books purchased from Elsevier

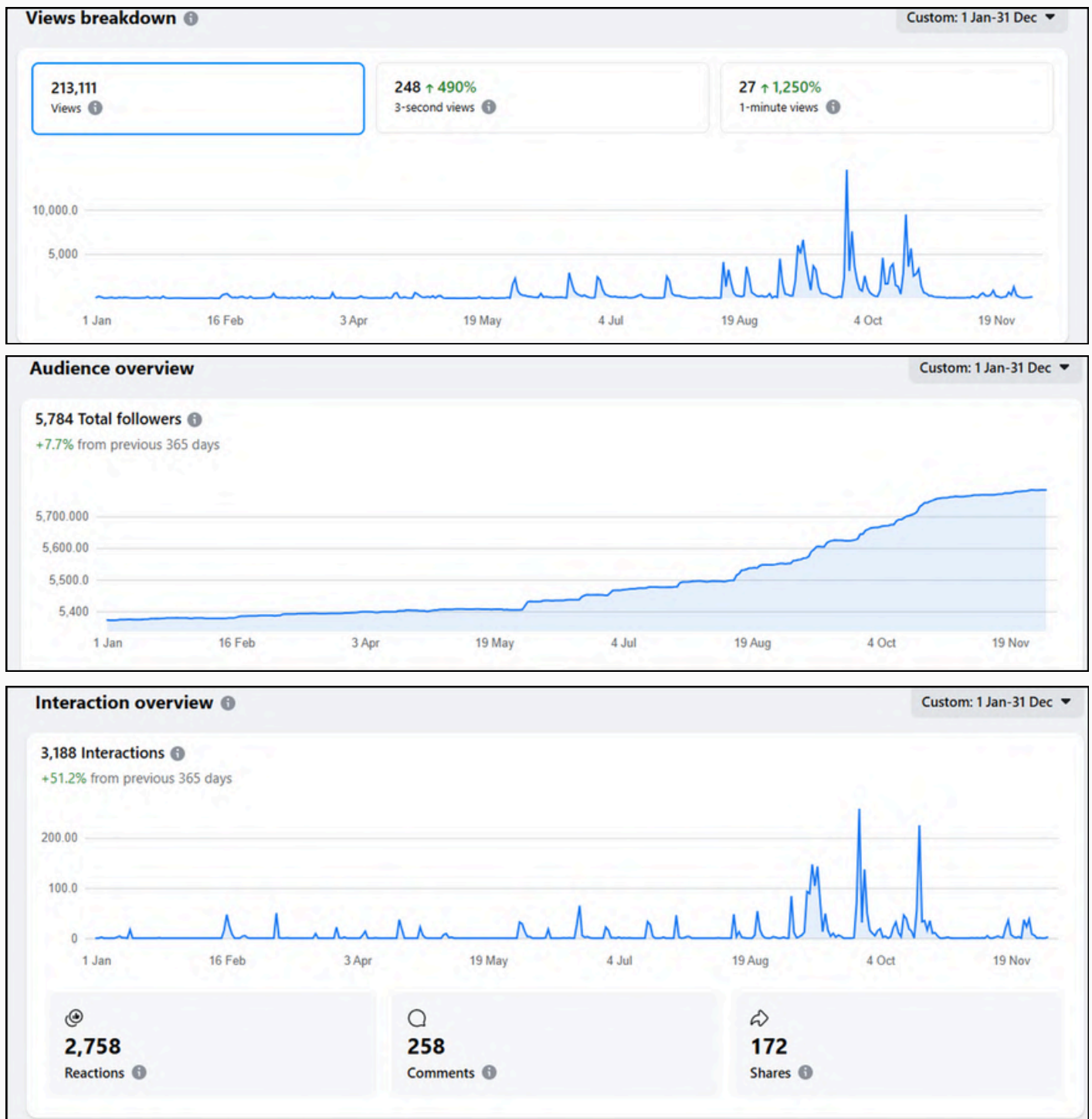


Frequently used "Elsevier" e-book titles from 2025.07.01 to 2025.11.30

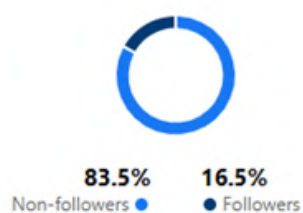
Title	Total Item Requests
Cell Biology (Third Edition)	1,600
Nuclear Techniques in Analytical Chemistry	123
Data Science (Second Edition)	61
Gene Environment Interactions	47
Biotechnology Entrepreneurship (Second Edition)	44
Horticultural Plant Breeding	40
Ideas of Quantum Chemistry (Third Edition)	31
Plant Cell Biology (Second Edition)	30
Elements of Numerical Mathematical Economics with Excel	28
Inorganic Chemistry (Third Edition)	25

Submitted by:- Dr. (Mrs.) T. Sritharan, Senior Assistant Librarian

Library Facebook Statistics

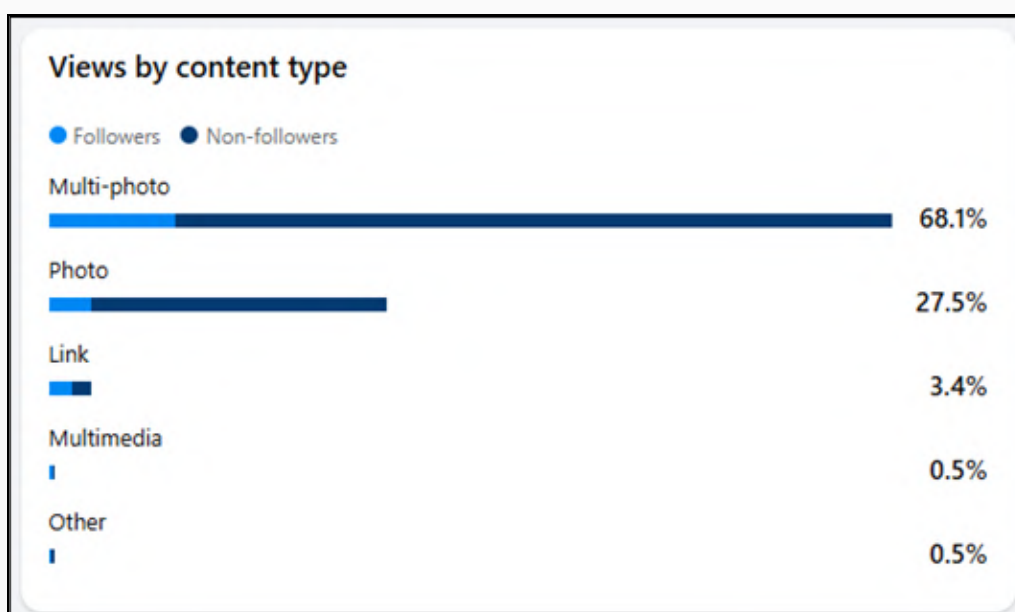
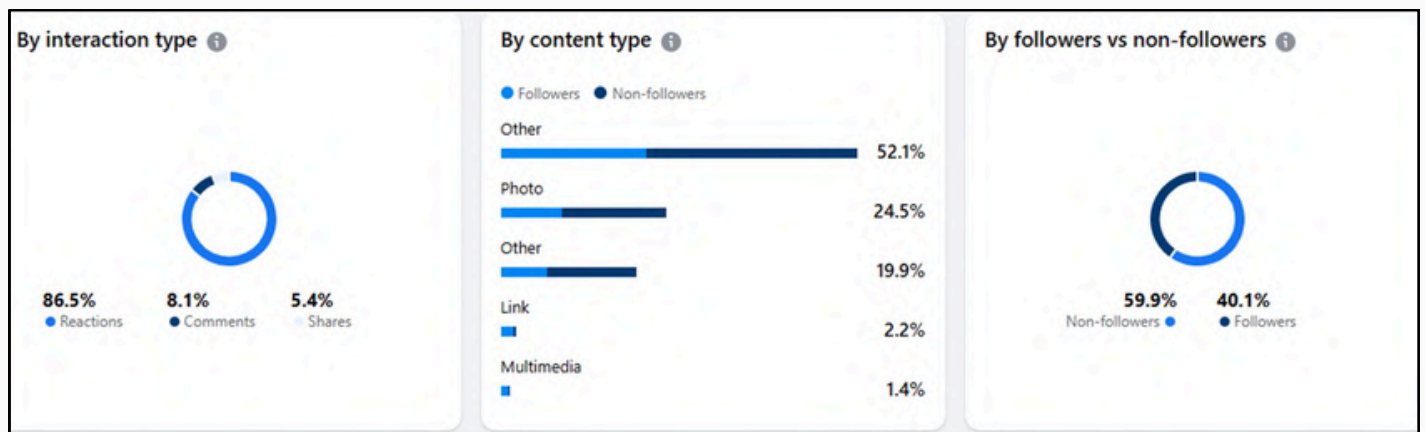
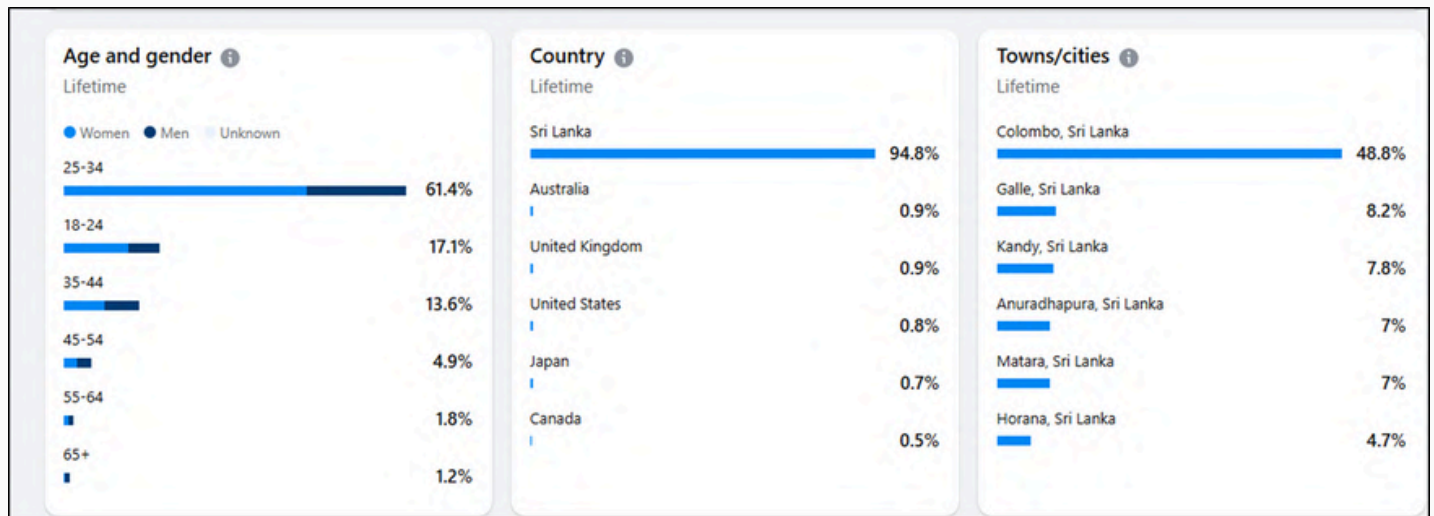


Views by followers vs non-followers



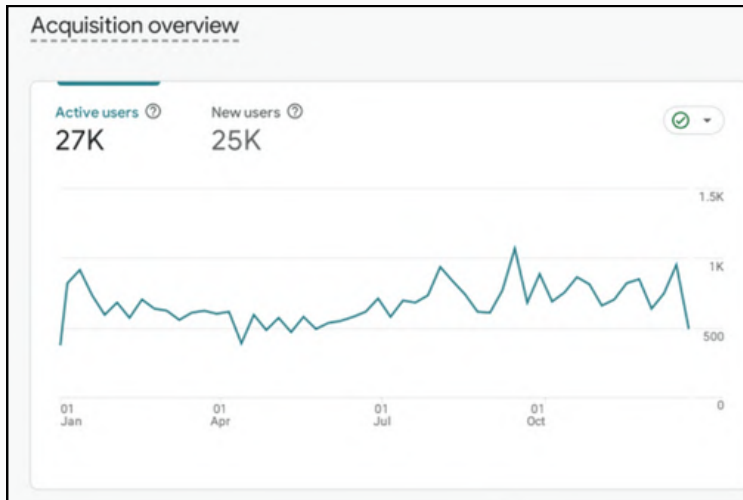
Submitted by:- Mrs. W.P.G.L. Perera, Senior Assistant Librarian

Library Facebook Statistics



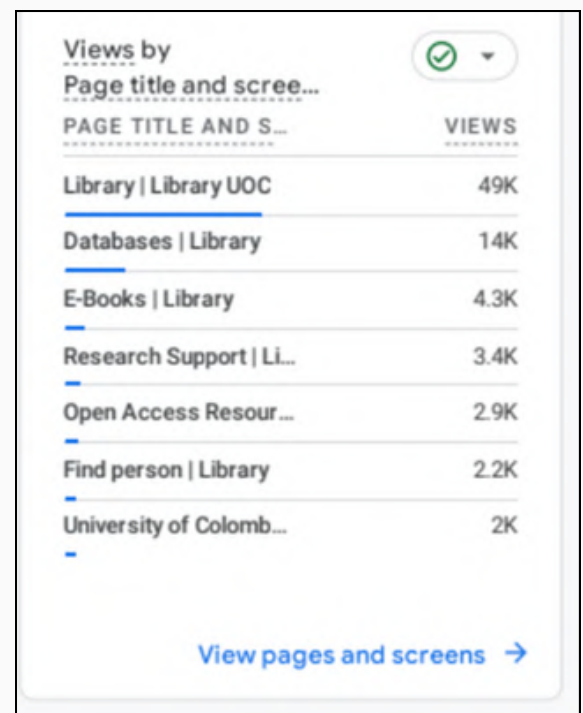
Submitted by:- Mrs. W.P.G.L. Perera, Senior Assistant Librarian

Library Web Analytics

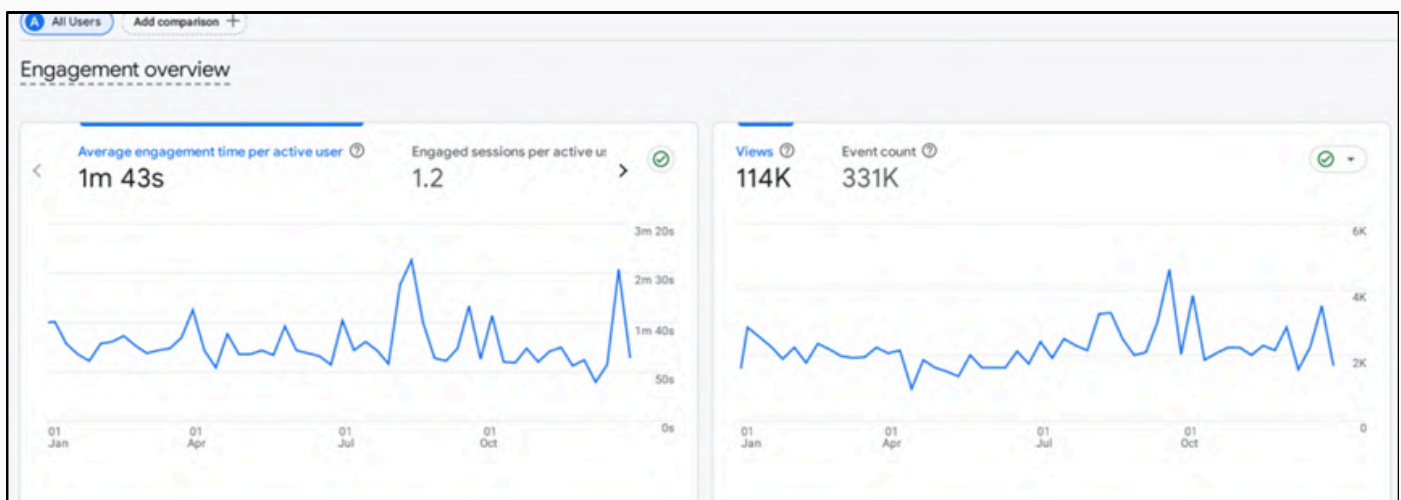


The library website (lib.cmb.ac.lk) has a total of 27,000 active users from January to December 2025.

The library website's most visited page was the Home Page, which recorded 49,000 views. This was followed by the Library Databases page with 14,000 views, and the E-books page with 4,300 views



Per user, the average time spent is 1 minute and 43 seconds. Total views from 27,000 users are 114,000.



Submitted by:- Mr. S.G.N.C Senanayake, Assistant Librarian

Library Usage Statistics

Library users from January to December 2025

Month	Number of users
January	10,086
February	11,017
March	16,380
April	8,483
may	7,664
June	9,185
July	14,209
August	14,947
September	13,372
October	8,259
November	6,492
December	2,988
Total	123,082

Source: Extracted from UCLIMS

Note: Only those with UOC identity cards are counted. The actual total is higher, as some individuals do not punch their IDs, and some do not have UOC identity cards.

Submitted by:- Mrs. H.I.S.M.Adhikari, Senior Assistant Librarian

User Awareness Sessions Conducted by the Library

Total Number of Training Programs, Workshops, Seminars, and Orientations Conducted by the Library, University of Colombo - 2025

Library	Total No. of Programmes Conducted	Total No. of Students Attended
Main Library - Faculty of Arts (03) - Faculty of Education (03) - Faculty of Management & Finance (07) - Faculty of Law (06)	19	2,531
Faculty of Medicine Library	15	1,506
Faculty of Science Library	15	2,167
Faculty of Indigenous Medicine Library	5	519
Faculty of Graduate Studies Library	20	1,297
Faculty of Technology Library	8	687
Faculty of Nursing Library	7	562
Total	89	9,269

Submitted by:- Dr. C. Wijesundara, Senior Assistant Librarian

User Awareness Sessions Conducted by the Library


Total Number of Students Provided with Individual Research Support

Library	Total No. of Students
Main Library	92
Branch Libraries	342
Total	434

Training, Webinars Conducted for UoC Staff and Third Parties by the Library

Category	No. of trainings and webinars conducted
For UoC Academics	4
For UoC Non-academics	6
Other Institutions	5
Total	15

Submitted by:- Dr. C. Wijesundara, Senior Assistant Librarian



Library, University of Colombo